



Prosperplast®

COLLECTION 2025 / 26

colour palette

S449 biały white	3005U błękitny light blue	S411 czarny black
CY700 kremowy cream touch	5415C niebieski skandynawski scandinavian blue	446U węgiel carbon
CY728 krem cream	656U lodowy szary ice gray	419U ciemny szary dark gray
7501U słomkowy straw yellow	623U szalwia sage	S443 szary gray
7502U kawa z mlekiem milk coffee	5615C ziemisty zielony earth green	433C bazalt basalt
7529U mocca mocca	4193C włoska zieleń verde	S433 antracytowy anthracite
4985U marsala marsala	370U oliwka olive	S442 grafitowy graphite
7587U rustykalna cegła rustic brick	389U limonka lime	426U grafit graphite
R736 cegła brick	G800 groszkowy green pea	405U szary kamienny stone gray
R624 terakota terracotta	G642 zielony green	425U marengo marengo
7598U miedziany copper	361C zieleń wiosenna green spring	422U beton concrete
7601U stal kortenowa corten steel	G851 zielony leśny forest green	431UG grys granitowy granite grit
R222 brąz brown	2411U zielona pinia pine green	7541U granit granite
440U umbra umber	309U głębia oceanu ocean blue	B68M srebrny silver
117U musztardowy mustard		4C chłodny szary cool gray
116C żółty wiosenny spring yellow		429U smooth gray smooth gray
R585 pomarańczowy orange		443U jasny szary light gray
R200 pomarańczowy soczysty juicy orange		S429 bezbarwny transparent
1788C koral coral		
3517U czerwony retro retro red		
7600C palona cegła burnt brick		
5245U jagodowy jasny light berry		

eco colour

with wood

S449W biały ECO
ECO white

7501W słomkowy ECO
ECO straw yellow

4665W naturo ECO
ECO naturo

4625W kawa ECO
ECO coffee

2262W zielony ECO
ECO green

S433W antracytowy ECO
ECO anthracite

& coffee

effect beton

CY700 kremowy
cream touch

R624 terakota
terracotta

422U beton
concrete

425U marengo
marengo

S433 antracytowy
anthracite

B411 czarny beton
black concrete

legend

	PL symbol EN symbol DE symbol CZ symbol	PL pojemność wkładu/doniczki EN capacity insert/flowerpot DE Fassungsvermögen des Einsatzes/Planztopfs CZ objem vkladu/květináče
	PL długość (mm) EN length (mm) DE länge (mm) CZ délka	PL pojemność EN capacity DE kapazität CZ objem
	PL szerokość (mm) EN width (mm) DE breite (mm) CZ šířka (mm)	PL system mechaniczny EN mechanical system DE mechanisches System CZ mechanický systém
	PL wysokość (mm) EN height (mm) DE höhe (mm) CZ výška (mm)	PL czas napełniania wodą EN time filling water DE Wasserfüllung Zeit CZ čas naplnění vodou
	PL średnica (mm) EN diameter (mm) DE durchmesser (mm) CZ průměr (mm)	

legend

insert inside	outdoor	indoor	water flow	space for watering can	setup time	without tools
break - proof	frost - resistant	UV - resistant	light weight	stabilizing connector	padlock gap	

transparent colour

CPNO transparentny transparent	CPY2 zielony green	CPR9 różowy pink	CPRB fioletowy violet	C4985 marsala marsala	C2411 zielona pinia pine green
--	------------------------------	----------------------------	---------------------------------	---------------------------------	--

semi-transparent colour

CS99G przezroczysty semi-transparent	CG55G zielony semi-transparent green	CR95G różowy semi-transparent pink	CR91G fioletowy semi-transparent violet
--	--	--	---

SINCE
1993 Prosperplast®





showroom

We invite you to visit our Showroom – spanning over 400 m² and brimming with ideas, products, and inspirations. Our stylists have meticulously crafted a modern, minimalist interior with designated space for each product category. Our extensive assortment and diverse range guarantee continuous growth for you and your customers – our professional team oversees every detail! We are eagerly anticipating your visit!



▶ Watch Video



We set new trends

Prosperplast's mission is to develop practical, useful and aesthetic products. Our products have an advanced design, which is consistent with the trends in global markets. We are design pioneers. The consecutive product lines set standards for the aesthetic appearance of homes and gardens. At the same time, our new collections aim to provide functionality for convenience.



Visit our website



Follow us
to find more!

instagram: @prosperplast_official
facebook: @prosperplast
prosperplast.pl



„Making the right and informed decisions - combined with production technologies and continuous innovation have led to Prosperplast's rapid growth.

We think forward and ahead of time, so we can develop the best products on the market.

With the growth of technology and continual evolution of consumer demands, our online presence had a makeover, so we can serve our B2B clients and help our B2C customers in a better online environment. Developing our new website we had three core objectives: to interest, inspire and educate. We can proudly say we have achieved all three goals and will continue growing our online platform to support our current and new customers on daily basis.

Our product offering is growing, so is our virtual world! Sign up to the Newsletter on our website to stay up to date with news from our Prosperplast world."

●	Beton Collection Line _____ Areco Beton, Sierra Beton, Beton Bowl, Tubo Beton, Mate Beton, Tubus Beton, Urbi Beton, Gracia Beton	p. 8 - 19
●	Structural Effect Corten _____ Tubus Corten, Tubus Slim Corten	p. 20 - 21
●	Eco Wood Collection _____ Lamia, Wario, Madera, Heos, Milly, Tubo, Tubus, Sandy, Splofy, Furu, Gracia, Ryfo, Zanzi Basket, Zoe Basket,	p. 22 - 37
●	Regular Collection _____ Areco, Regula, Mate, Wario, Lamia, Tubo, Gracia, Furu, Milly, Ryfo, Sandy, Splofy, Orient, Wheaty, Rato, Ratolla, Boardee, Lofly, Set 4 wheels	p. 38 - 67
●	Stand & Hanger Collection _____ Bloomie Stand, Bloomie Hanger, Tol Stand, Showy Hanger	p. 68 - 71
●	Vertical Garden & Pergola _____ Garden Wall, Garden Floor, Garden Long Wall Mini Garden, Bloma	p. 72 - 79
●	Regular Collection _____ Respana, Urbi, Tubus, Lace, Coubi Orchid, Coubi, Coubi Herbal, Crown, Camelia, Balcony Can, Traditional Pots, Terra, Maze Cup	p. 80 - 99
●	Massive Collection _____ Milly, Vena, Oro, Origina, Heos, Furu, Maze, Woode, Sunny, Decora, Sand, Sandy, Matuba, Classic, Classic Tower, Mobile Platform, Mobile Saucer	p. 100 - 125
●	Self - Watering System _____	p. 126 - 127



●	Raised Garden _____ Respana Planter, Bloomo, Botanic, Bloomaxa, Respana Greenhouse, Respana Garden Tools, Respana Garden Sieve, Tomato Grower, Tomato Cup, Home Grower, Potato Grower, Planti, Grower, Floo Supports, Floo Tunnel	p. 128 - 153
●	Watering Cans _____ Rivo, Tubi, Tubo, Ibis, Jug, Spry, Eos, Koni, Giraffe, Coubi, Zebra, Aqua, Classico, Spring, Agra, Spring Rose, Gikabe	p. 154 - 163
●	Garden Cellar _____ Ovo	p. 164 - 167
●	Gardening Tools _____ Load&go, Wheeler, Smooth, Multi Holder, Bear Paw, Focus, Expert, Focus Baby, Load Baby	p. 168 - 171
●	Living Style _____ Woodebox, Boardebox, Boxe Matuba, Boxe Rato, Boxe Rato Plus, Boxe Board, Uniqubo, Clubo, Zanzi Basket, Zoe Basket, Umbrella Base	p. 172 - 181
●	Palisade & Ground Grids _____ Palisade, Palisade Border, Garden Stone, Garden Border, Garden Fence, Garden Line, Garden Classic, Drab, Base Plant, Base Woody, Border, Harpoon Peg, Sharkie, Plant, Pad, Easy Square, Mosaic	p. 182 - 193
●	Composter _____ Combioliq, Combiosoil, Compobox, Evogreen Vario, Compogreen Vario, Compogreen Woody, Evogreen, Compogreen, Compothermo, Biocompo, Ecocompo	p. 194 - 207
●	Bird Fedeers _____ Birdyfeed Round, Birdyfeed Square, Birdyfeed Double	p. 208 - 209

beton collection line






new

Prosperplast®
beton effect

new



Areco Beton Effect

			
	mm	mm	mm
DARE120E	119	99	0,8
DARE140E	138	115	1,3
DARE160E	158	132	1,9
DARE180E	178	149	2,8
DARE200E	198	173	3,9
DARE240E	238	205	6,8
DARE300E	295	246	12,8

422U 425U S433

JOIN THE
NATURE

A planter featuring a modern shape and a concrete-effect finish. The geometric pattern at the base enhances its decorative appeal, making it an ideal choice for loft-style and industrial spaces.



The technological process may affect the colour of the product.




Discover
the latest trends Sierra



Convenient wheeled system
for easy mobility.



Compatible with Floo Supports
p. 147



Easy module interconnectivity.



The technological process may affect the colour of the product.

Prosperplast®

beton effect

new



Sierra Square Beton Effect

	mm	mm	mm	mm
DSI300E	288	288	290	13,1
DSI400E	385	385	370	31,5

425U S433 B411

Sierra Case Beton Effect

	mm	mm	mm	mm
DSI600E	577	288	290	26,2
DSI800E	770	385	370	63,0

425U S433 B411

Sierra Square High Beton Effect

	mm	mm	mm	mm
DSIH400E	385	385	595	31,5

425U S433 B411

The Sierra Square Beton Effect is a modern, square flowerpot with a distinctive texture that mimics concrete. This collection was designed with the capability to create layouts and separate areas, such as on terraces or balconies, thanks to a stacking system for the flowerpots. It is an ideal solution for decorating outdoor spaces like balconies and gardens, as well as larger indoor settings including restaurants, shops, and offices.

Sierra Case Beton Effect is a modern, elongated rectangular flowerpot with an internal partition dividing the space into two sections. Designed for creating arrangements and separating areas on terraces or balconies, this flowerpot features a stacking system. Perfect for outdoor and indoor decoration, it comes with internal liners for easy plant repotting and water drainage. Special wheels at the base facilitate the transportation of plants or the entire arrangement.



JOIN THE NATURE
beton collection line



Beton Bowl



	mm	mm	mm
DKB150	144	110	0,75
DKB180	180	136	1,4
DKB240	238	161	2,3
DKB290	290	195	3,9
DKB370	370	218	9,0

422U B411



Metal Hanger

	mm	mm	mm
IWS	90	130	7



The technological process may affect the colour of the product.



Tubo P Beton Effect



	mm	mm	mm
DPOP110E	108	109	0,7
DPOP130E	128	128	1,2
DPOP150E	148	147	1,8
DPOP180E	178	175	3,2
DPOP200E	199	196	4,6
DPOP240E	239	231	8,0
DPOP300E	292	283	14,5
DPOP350E	338	326	22,5
DPOP400E	390	375	35,0

CY700 422U 425U S433



Prosperplast®
beton effect
new



Mate Beton Effect



	mm	mm	mm
DMMA120E	119	109	0,9
DMMA140E	138	127	1,4
DMMA160E	158	145	2,0
DMMA180E	178	164	3,0
DMMA200E	198	182	4,1
DMMA240E	238	215	7,0
DMMA300E	295	266	13,6
DMMA350E	340	312	21,3
DMMA400E	385	354	31,0

422U 425U S433

The Mate Beton Effect is a series of flowerpot characterized by a classic, smooth finish and a cylindrical shape that subtly widens towards the top. These models are distinguished by their exceptionally thin walls, which lend the flowerpots a sense of lightness and elegance.



The technological process may affect the colour of the product.



JOIN THE NATURE
beton collection line



Tubus Beton Effect

	mm	mm	mm	mm
DTUB200E	200	187	3,5	
DTUB250E	250	233	7,0	
DTUB300E	300	280	12,0	
DTUB400E	400	373	28,5	

422U 425U S433

Tubus Slim Beton Effect

	mm	mm	mm	mm
DTUS150E	150	286	2,0/3,3	
DTUS200E	200	381	4,0/8,0	
DTUS250E	250	476	7,5/15,5	
DTUS300E	300	572	15,0/27,0	
DTUS400E	400	762	35,0/64,0	

422U S433



An elegant, distinctive and minimalist style of torn concrete. Simple design and timeless elegance. These are the main stylistic features of the Effect line.



The technological process may affect the colour of the product.



Urbi Square Low Beton Effect

	mm	mm	mm	mm	mm
DURS240E	240	240	235	7,5/10,0	
DURS300E	295	295	290	14,0 / 19,0	

422U 425U S433



Urbi Square Beton Effect

	mm	mm	mm	mm	mm
DURS125E*	126	126	200	- / 2,0	
DURS140E	140	140	265	2,0/4,0	
DURS170E	170	170	325	3,0/7,2	
DURS200E	195	195	375	5,0/11,4	
DURS225E	220	220	420	8,0/16,3	
DURS240E	238	238	449	7,5/19,0	
DURS265E	265	265	500	11,0/26,6	
DURS300E	295	292	550	14,0/35,0	
DURS325E	325	325	610	21,0/49,0	
DURS400E	400	400	750	37,0/91,5	

422U 425U S433



Urbi Round Beton Effect

	mm	mm	mm	mm
DUR0250E	250	250	7,5 / 9,0	
DUR0300E	300	295	15,0/17,0	

422U 425U S433

Classic square form enriched by the contemporary beton effect finish. Available in a low and tall version to fit individual needs of the users. Equipped with an insert protecting against soil pouring out.



The technological process may affect the colour of the product.



JOIN THE NATURE
beton collection line



Urbi Case Beton Effect

	mm	mm	mm	kg
DUC400E	395	185	195	8,0/12,0
DUC600E	580	180	195	12,0/18,0
DUC800E	770	235	246	27,0/40,0

422U 425U S433



Urbi Case Beton Effect W

	mm	mm	mm	kg
DUC400EW	395	185	195	8,0/12,0
DUC600EW	580	180	195	12,0/18,0

422U 425U S433



Urbi Case Beton Effect M

	mm	mm	mm	kg
DUC800ME	770	235	406	27,0/72,0

422U 425U S433



Urbi Case Beton Effect T

	mm	mm	mm	kg
DUC600TE*	580	180	498	12,0/44,0
DUC800TE**	770	235	686	27,0/100

422U 425U S433

* 1 stabilizer included
** 2 stabilizers included



The technological process may affect the colour of the product.



Urbi Case Beton Effect N

	mm	mm	mm	kg
DUC800NE	770	235	300	27,0/40,0

422U 425U S433

Elevated by wooden looking legs Urbi Case N will add a contemporary and timeless styling to floor standing flower arrangements, indoor and outdoor. Equipped with an insert protecting against soil pouring out.



The technological process may affect the colour of the product.



JOIN THE NATURE

beton collection line



Gracia Square Beton Effect

	mm	mm	mm	l
DGQL240E	240	240	187	6,00
DGQL300E	290	290	220	11,00
DGQL400E	390	390	270	25,00

422U

S433



Gracia Case Beton Effect

	mm	mm	mm	l
DGCL400E	390	195	187	8,50
DGCL600E	580	240	235	19,50

422U

S433



The technological process may affect the colour of the product.



Gracia Low Beton Effect

	mm	mm	mm	l
DGRL240LE	235	155	3,80	
DGRL300LE	285	177	6,80	
DGRL400LE	380	207	14,30	

422U

S433



Gracia Beton Effect

	mm	mm	mm	l
DGRL200E	200	174	3,0	
DGRL240E	238	187	5,10	
DGRL300E	290	220	9,80	
DGRL350E	339	240	13,80	
DGRL400E	390	270	21,50	

422U

S433



Gracia Tubus Beton Effect

	mm	mm	mm	l
DGTL300LE	298	285	14,00	

422U

S433



Gracia Tubus Slim Beton Effect

	mm	mm	mm	l
DGTL200E	195	365	7,50	
DGTL240E	239	445	14,50	

422U

S433



The technological process may affect the colour of the product.

Prosperplast®
beton effect

corten effect collection

100%
recyclable



Tubus Slim Corten

	mm	mm	mm
DTUS150C	150	286	2,0/3,3
DTUS200C	200	381	4,0/8,0
DTUS250C	250	476	7,5/15,5
DTUS300C	300	572	15,0/27,0
DTUS400C	400	762	35,0/64,0

7601U



Tubus Corten

	mm	mm	mm
DTUB200C	200	187	3,5
DTUB250C	250	233	7,0
DTUB300C	300	280	12,0
DTUB400C	400	373	28,5

7601U

Sophisticated style combined with the dynamics of light. A unique industrial effect of the unique rawness of the Corten Steel. More over Tubus Slim Corten includes a liner which reduces the amount of soil needed. An irrigation system is optional.



The technological process may affect the colour of the product.



Up to 33% of
natural wood

eco-friendly collection



Advanced technology of recycle natural waste obtained as a result of wood processing allows us to use it as a unique and original component for production of the Eco Wood collection.



new

JOIN THE
NATURE

Prosperplast®
eco wood

new



Lamia ECO Wood

	mm	mm	mm
DLAL240W	232	205	5,0
DLAL300W	288	237	9,0

S449W 4665W S433W



Lamia Slim ECO Wood

	mm	mm	mm
DLAS200W	200	385	4,0/8,0
DLAS250W	250	480	7,5/15,5
DLAS300W	300	575	15,0/27,0

S449W 4665W S433W



flat grooves



Lamia Round ECO Wood

	mm	mm	mm
DLAM120W	119	99	0,8
DLAM140W	138	115	1,3
DLAM160W	158	132	1,9
DLAM180W	178	149	2,8
DLAM200W	198	173	3,9
DLAM240W	238	205	6,8
DLAM300W	295	246	12,8
DLAM350W	340	284	19,7
DLAM400W	385	325	29,0

S449W 4665W S433W



Lamia Round ECO Wood is an elegant round planter with distinctive vertical, flat grooves that give it a unique character and elegance. This collection stands out with its wider base and shorter walls.



The technological process may affect the colour of the product.



JOIN THE NATURE
ECO wood collection



JOIN THE NATURE

eco-friendly product easier biodegradability



Wario ECO Wood

	mm	mm	
DWA140LW	138	125	1,3
DWA170LW	168	146	2,4

S449W 4665W S433W



Wario ECO Wood

	mm	mm	
DWA300HW	290	500	9/23

S449W 4665W S433W



Prosperplast®
eco wood



Wario ECO Wood

	mm	mm	
DWA140W	137	168	1,8
DWA170W	163	195	2,9
DWA200W	192	225	4,7
DWA240W	236	284	8,9
DWA300W	290	345	16,3
DWA400W	385	450	38,0

S449W 4665W S433W



Discover the latest trends Wario

Wario is a collection that brings form and function together. The bold, wide grooves give the flowerpots energy and character, while the natural color palette completes the look with subtle balance.



The technological process may affect the colour of the product.



Convenient
wheeled system
for easy mobility.




Compatible with Floo Supports
p. 147



Madera Square ECO Wood

	mm	mm	mm	
DMA300W	288	288	290	13,1
DMA400W	385	385	370	31,5




Madera Case ECO Wood

	mm	mm	mm	
DMA600W	577	288	290	26,2
DMA800W	770	385	370	63,0



Madera Square High ECO Wood

	mm	mm	mm	
DMAH400W	385	385	595	31,5



Madera Square ECO Wood is a modern, square flowerpot in the shape of a cube, designed for creating compositions and delineating areas on terraces and balconies. Specially designed features facilitate the stacking of planters. It is ideal for decorating outdoor and indoor spaces such as restaurants, shops, or offices. It comes with an internal liner for easy plant repotting and water drainage, while special wheels aid in transporting tall plants or entire arrangements.



Madera Case Eco Wood is a modern rectangular flowerpot with an internal partition dividing the space into two parts. Designed for creating compositions and separating areas on terraces and balconies, it features a stacking system. Suitable for decorating outdoor spaces like balconies, gardens, as well as indoor settings such as restaurants, shops, or offices. Equipped with internal liners for easy plant repotting and water drainage. Wheels at the base facilitate plant transportation. The distinctive structure, inspired by natural wood, resembles a wooden crate, while the design can mimic a wooden partition.

Easy module interconnectivity.



The technological process may affect the colour of the product.



JOIN THE NATURE
ECO wood collection



Heos ECO Wood

	mm	mm	mm
DBHEM300W	298	230	8,0/10,0
DBHEM400W	395	302	18,0/25,0
DBHEM470W	469	360	31,0/47,0
DBHEM570W	569	435	56,0/84,0

4665W

S433W

4625W



Heos ECO Wood

	mm	mm	mm
DBHEK400W	370	230	8,0/18,0
DBHEK440W	436	270	11,0/32,0

4665W

S433W

4625W



JOIN THE NATURE

eco-friendly product easier biodegradability



The technological process may affect the colour of the product.

eco wood



Milly Round ECO Wood

	mm	mm	mm
DMI110W	109	95	0,7
DMI130W	129	114	1,2
DMI150W	146	129	1,7
DMI170W	169	149	2,7
DMI200W	196	173	4,0
DMI240W	236	208	7,0
DMI300W	292	258	13,5
DMI350W	342	302	21,5
DMI400W	390	345	32,0

4665W

A stylish flowerpot with a unique pattern of vertical stripes, adding elegance and modernity. Its unique design fits many different furnishing styles. Made of a material containing up to 33% wood.



The technological process may affect the colour of the product.

Prosperplast®
eco wood



Tubo P ECO Wood

	mm	mm	mm	l
DPOP110W	108	109	0,7	
DPOP130W	128	128	1,2	
DPOP150W	148	147	1,8	
DPOP180W	178	175	3,2	
DPOP200W	199	196	4,6	
DPOP240W	239	231	8,0	
DPOP300W	292	283	14,5	
DPOP350W	338	326	22,5	
DPOP400W	390	375	35,0	

S449W S433W



eco wood

Tubus Slim ECO Wood

	mm	mm	mm	l
DTUS200W	200	381	4,0/8,0	
DTUS250W	250	476	7,5/15,5	
DTUS300W	300	572	15,0/27,0	

S449W 2262W 4665W



eco-friendly product
easier biodegradability



The technological process may affect the colour of the product.



Sandy Round ECO Wood

	mm	mm	mm	l
DSR130W	128	111	0,9	
DSR160W	158	138	1,7	
DSR190W	189	165	3,0	
DSR220W	225	192	5,0	
DSR260W	262	222	7,9	

S449W S433W



Openwork Sandy ECO Wood flowerpot that interestingly displays its structure. Equipped with an insert protecting against the soil pouring out. The collection in delicate neutral colours will adorn any space.



Splofy ECO Wood

	mm	mm	mm	l
DSP130W	130	108	0,9	
DSP160W	157	132	1,7	
DSP190W	187	158	3,0	
DSP220W	218	184	5,0	
DSP260W	259	220	8,0	

S449W S433W



A round flowerpot from the Splofy ECO Wood collection, whose texture gives the impression of a pleasant to the touch. A collection in delicate, neutral colours.




The technological process may affect the colour of the product.



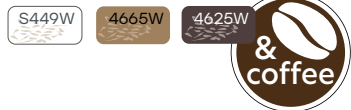
Furu Square Low ECO Wood

	mm	mm	mm	mm
DFS240W	240	240	235	7,5/10,0
DFS300W	295	295	290	14,0/19,0



Furu Square ECO Wood

	mm	mm	mm	mm
DFSH200W	200	200	380	5,0/11,4
DFSH240W	240	240	450	7,5/19,0
DFSH265W	265	265	500	11,0/26,6
DFSH300W	295	295	550	14,0/35,0
DFSH350W	345	345	660	24,0/60,0
DFSH400W	395	395	755	37,0/91,5




The technological process may affect the colour of the product.

eco wood



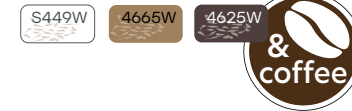
Furu Round ECO Wood

	mm	mm	mm
DFR250W	250	247	7,5/9,0
DFR300W	300	294	15,0/17,0



Furu Slim ECO Wood

	mm	mm	mm
DFRH250W	250	480	7,5/15,5
DFRH300W	300	575	15,0/27,0



Furu ECO Wood

	mm	mm	mm
DFUR240W	236	195	5,0
DFUR300W	290	240	9,5
DFUR400W	395	320	26,0



The technological process may affect the colour of the product.

Prosperplast®
eco wood



Functional form enriched by the earthy finish. Gracia is perfect for seedling plants and by added wooden looking legs, ideal for elevating green displays from floor level indoor and outdoor.

eco wood



Gracia Square ECO Wood

		mm	mm	mm	
DGQL240W	240	240	187	6,00	
DGQL300W	290	290	220	11,00	
DGQL400W	390	390	270	25,00	

S449W 4665W S433W



Gracia Case ECO Wood

	mm	mm	mm	
DGCL400W	390	195	187	8,50
DGCL600W	580	240	235	19,50

S449W 4665W S433W



The technological process may affect the colour of the product.



Gracia Low ECO Wood

	mm	mm	
DGRL240LW	235	155	3,80
DGRL300LW	285	177	6,80
DGRL400LW	380	207	14,30

S449W 4665W S433W



Gracia Tubus Slim ECO Wood

	mm	mm	
DGTL200W	195	365	7,50
DGTL240W	239	445	14,50

S449W 4665W S433W



Gracia ECO Wood

	mm	mm	
DGRL200W	200	174	3,0
DGRL240W	238	187	5,10
DGRL300W	290	220	9,80
DGRL350W	339	240	15,50
DGRL400W	390	270	21,50

S449W 4665W S433W



Simple form of the Gracia ECO Wood flowerpot ensures it can fit into all spaces. By adding wooden looking legs we brought classic touch to its contemporary design, making the Gracia series timeless.



Gracia Tubus ECO Wood

	mm	mm	
DGTL300LW	298	285	14,00

S449W 4665W S433W



The technological process may affect the colour of the product.



Ryfo ECO Wood

	Ø mm	↑ mm	↓ mm
DRF110W	107	91	0,6
DRF130W	126	108	1,0
DRF150W	146	126	1,6
DRF170W	168	147	2,5
DRF200W	195	170	4,0

S449W 4665W



Ryfo N ECO Wood

	Ø mm	↑ mm	↓ mm
DRF110NW	107	105	0,6
DRF130NW	126	125	1,0
DRF150NW	145	145	1,6
DRF170NW	168	170	2,5
DRF200NW	195	194	4,0

S449W 4665W



eco wood



The technological process may affect the colour of the product.



Zanzi Basket ECO Wood

	Ø mm	↑ mm	↓ mm
IKPIR 380W	374	402	25
IKPIR 430W	430	463	40

CY728W 4625W



Zoe Basket ECO Wood

	Ø mm	↑ mm	↓ mm
IKPI0370W	364	359	25
IKPI0430W	419	408	40

CY728W 4625W



Prosperplast®
eco wood

The harmony of proportions and elegant shape make this line an ideal complement for every interior and house surroundings. They are made of a lightweight, yet durable material, easy to clean and weatherproof.



The technological process may affect the colour of the product.







JOIN THE
NATURE

Prosperplast®
regular

new



Areco

				
	mm	mm	mm	
DARE120	119	99	0,8	
DARE140	138	115	1,3	
DARE160	158	132	1,9	
DARE180	178	149	2,8	
DARE200	198	173	3,9	
DARE240	238	205	6,8	
DARE300	295	246	12,8	

- S449 443U 2411U
- S433 3517U 446U

The geometric pattern and matte finish give this flowerpot a modern, slightly raw character. Its tapered shape adds a touch of elegance, while the rhythmic triangle and arrow motifs subtly — yet unmistakably — draw the eye. A perfect match for contemporary, minimalist interiors.









new



Regula

	 mm	 mm	
DRA140	137	115	1,3
DRA160	158	132	1,9
DRA180	178	150	2,8
S449	4985U	7600C	
2411U	443U	S433	
446U			





Regula is simplicity at its finest. With a clean shape, matte finish, and versatile color palette, this flowerpot fits effortlessly into any space.

The Mate is a series of flowerpots characterized by a classic, smooth finish and a cylindrical shape that subtly widens towards the top. These models are distinguished by their exceptionally thin walls, which lend the planters a sense of lightness and elegance.

new



Mate

		 mm	 mm	
DMMA120		119	109	0,9
DMMA140		138	127	1,4
DMMA160		158	145	2,0
DMMA180		178	164	3,0
DMMA200		198	182	4,1
DMMA240		238	215	7,0
DMMA300		295	266	13,6
DMMA350		340	312	21,3
DMMA400		385	354	31,0
S449	4985U	7600C		
2411U	443U	S433		
446U				





regular



new







Wario

	 mm	 mm	
DWA140L	138	125	1,3
DWA170L	168	146	2,4
S449	443U	4985U	
117U	2411U	3517U	
446U			

new



Wario

	 mm	 mm	
DWA140	137	168	1,8
DWA170	163	195	2,9
DWA200	192	225	4,7
DWA240	236	284	8,9
DWA300	290	345	16,3
DWA400	385	450	38,0
S449	443U	4985U	
117U	2411U	3517U	
446U			

Wario is a collection that combines bold form with functionality. The distinctive, wide grooves give these flowerpots a dynamic look, while the deep color palette makes them a perfect match for modern interiors.



new



Prosperplast®
regular



JOIN THE NATURE

new



Lamia

	mm	mm	mm	
DLAM120	119	99	0,8	
DLAM140	138	115	1,3	
DLAM160	158	132	1,9	
DLAM180	178	149	2,8	
DLAM200	198	173	3,9	
DLAM240	238	205	6,8	
DLAM300	295	246	12,8	
DLAM350	340	284	19,7	
DLAM400	385	325	29,0	

S449 443U 2411U
S433

Lamia is an elegant round planter with distinctive vertical, flat grooves that give it a unique character and elegance. This collection stands out with its wider base and shorter walls.

new



Lamia Slim

	mm	mm	mm	
DLAS200	200	385	4,0/8,0	
DLAS250	250	480	7,5/15,5	
DLAS300	300	575	15,0/27,0	

S449 443U 2411U
S433

new



Lamia

	mm	mm	mm	
DLAL240	232	205	5,0	
DLAL300	288	237	9,0	

S449 443U 2411U
S433



regular



Tubo

	mm	mm	mm	
DPOS110	108	95	0,7	
DPOS130	128	113	1,2	
DPOS150	148	130	1,8	
DPOS180	178	157	3,2	
DPOS200	199	177	4,6	
DPOS240	239	210	8,0	
DPOS300	292	257	14,5	
DPOS350	338	297	22,5	
DPOS400	390	342	35,0	
DPOS500	470	406	60,0	
DPOS600	580	485	110,0	

S449 2411U S433

Tubo P

	mm	mm	mm	
DPOP110	108	109	0,7	
DPOP130	128	128	1,2	
DPOP150	148	147	1,8	
DPOP180	178	175	3,2	
DPOP200	199	196	4,6	
DPOP240	239	231	8,0	
DPOP300	292	283	14,5	
DPOP350	338	326	22,5	
DPOP400	390	375	35,0	

S449 443U 2411U
117U 4985U S433
419U
DPOP500 470 440 60,0
DPOP600 580 520 110,0
S449 443U 2411U
S433 419U

Tubo PM

	mm	mm	mm	
DPOD110	108	109	0,7	
DPOD130	128	128	1,2	
DPOD150	148	147	1,8	
DPOD180	178	175	3,2	
DPOD200	199	196	4,6	
DPOD240	239	231	8,0	
DPOD300	292	283	14,5	
DPOD350	338	326	22,5	
DPOD400	390	375	35,0	

Saucer always in 4665W

S449 2411U
S433 with wood

Cylinder shape in a comforting matt finish. Simplicity of the Tubo P flowerpot tones down busy arrangements. Available with an attachable plantpot base.



Prosperplast®
regular

new



Tubo P

	mm	mm	mm	
DPOP300T	300	450	24,5	

S449 443U 2411U
S433 419U



JOIN THE NATURE
regular collection



Gracia Square

	mm	mm	mm		
DGQL240	240	240	187	6,00	
DGQL300	290	290	220	11,00	
DGQL400	390	390	270	25,00	
	S449	5615C	443U		
	S433				



Gracia Case

	mm	mm	mm		
DGCL400	390	195	187	8,50	
DGCL600	580	240	235	19,50	
	S449	5615C	443U		
	S433				



Gracia Standard Low

	mm	mm	mm		
DGRS240L	235	110	3,80		
DGRS300L	285	132	6,80		
DGRS400L	380	150	14,30		
	S433				



Gracia Standard

	mm	mm	mm		
DGRS240	238	142	5,10		
DGRS300	290	175	9,80		
DGRS350	339	183	13,8		
DGRS400	390	212	21,50		
	S449	S433			



Gracia Tubus Slim

	mm	mm	mm		
DGTL200	195	365	7,50		
DGTL240	239	445	14,50		
	S449	5615C	443U		
	S433				



Gracia Low

	mm	mm	mm		
DGRL240L	235	155	3,80		
DGRL300L	285	177	6,80		
DGRL400L	380	207	14,30		
	S449	5615C	443U		
	S433				



Gracia

	mm	mm	mm		
DGRL200	200	174	3,0		
DGRL240	238	187	5,10		
DGRL300	290	220	9,80		
DGRL350	339	240	13,80		
DGRL400	390	270	21,50		
	S449	5615C	443U		
	S433				



Gracia Tubus

	mm	mm	mm		
DGTL300L	298	285	14,00		
	S449	5615C	443U		
	S433				

Thanks to the smooth finish and simple form we have achieved a contemporary design in our Gracia series. Gracia complements minimalistic spaces and tones down busy arrangements.

Tall flowerpot that by wooden looking legs elevates flowers and plants for greater eye-catching effect in modern interiors, balcony and garden scapes.





JOIN THE NATURE
regular collection



Discover

Furu collection



Furu Round

	mm	mm	mm	mm
DFR250	250	247	7,5/ 9,0	
DFR300	300	294	15,0/17,0	
S449	5615C	5415C		
422U	S433			



Furu Slim

	mm	mm	mm	mm
DFRH250	250	480	7,5/15,5	
DFRH300	300	575	15,0/27,0	
S449	5615C	5415C		
422U	S433			



Furu Square Low

	mm	mm	mm	mm
DFS240	240	240	235	7,5/10,0
DFS300	295	295	290	14,0/19,0
S449	5615C	5415C		
422U	S433			



Furu Square

	mm	mm	mm	mm
DFSH200	200	200	380	5,0/11,4
DFSH240	240	240	450	7,5/19,0
DFSH265	265	265	500	11,0/26,6
DFSH300	295	295	550	14,0/35,0
DFSH350	345	345	660	24,0/60,0
DFSH400	395	395	755	37,0/91,5
S449	5615C	5415C		
422U	S433			



Classic round shapes combined with playful, lined surface make the Furu Collection sturdy yet elegant and classic. Available in a low and tall version to fit individual needs of the users. Equipped with an insert protecting against soil pouring out.

Classic square shapes combined with playful, lined surface make the Furu Collection sturdy yet elegant and classic. Available in a low and tall version to fit individual needs of the users. Equipped with an insert protecting against soil pouring out.





Furu Case

	mm	mm	mm	kg
DFC400	395	185	195	8,0/12,0
DFC600	580	180	195	12,0/18,0
S449	422U	S433		



Furu Case M

	mm	mm	mm	kg
DFC800M	770	235	406	27,0/72
S449	422U	S433		



Furu Case W

	mm	mm	mm	kg
DFC400W	395	185	195	8,0/12,0
DFC600W	580	180	195	12,0/18,0
S449	422U	S433		



Furu Case T

	mm	mm	mm	kg
DFC600T*	580	180	498	12,0/44,0
DFC800T**	770	235	686	27,0/100
S449	422U	S433		

A playful twist on a classic case. Lined surface make the Furu Collection sturdy yet elegant. Available in a variety of sizes and combinations to fit individual needs of the users. Each Furu case is equipped with an insert protecting against soil pouring out.



regular



Furu Round

	mm	mm	mm	kg
DFA120	122	122	0,6	
DFA145	147	148	1,0	
DFA175	178	180	1,7	
S449	S433			



Furu

	mm	mm	mm	kg
DFUR240	236	195	5,0	
DFUR300	290	240	9,5	
DFUR400	395	320	26,0	
S449	5615C	443U		
S433				



Furu Case

	mm	mm	mm	kg
DFA275	277	147	148	2,4
S449	S433			

Original design of the Furu collection will adorn any space. Unique surface enriched with delicate and undulating grooves make this pot a very elegant decoration.



Prosperplast®
regular



Milly Round

	mm	mm	mm
DMIG150	146	215	1,75
DMIG190	188	277	3,70

S449	4985U	443U
S433	2411U	446U



Milly Round

	mm	mm	mm
DMIL220	220	262	5,70

S449	4985U	443U
S433	2411U	446U

new



Milly Wall

	mm	mm	mm
DMIW150	146	176	2,10

S449	4985U	443U
S433	2411U	446U



wall-mounting system



Milly Round is an elegant round flowerpot with vertical, rounded grooves that give it a unique character. It features a classic cylindrical shape with a visible cut in the narrower part at the base, creating a ring-like effect. Its timeless design and muted colors allow it to blend seamlessly into modern arrangements, adding a designer touch to interiors, gardens, or terraces.

The hanging version of Milly features a discreet wall-mounting system that ensures stability while remaining nearly invisible. This gives the pot a suspended, lightweight appearance, maintaining its clean form and decorative appeal in both indoor and outdoor settings.



JOIN THE
NATURE

Prosperplast®

regular

new



Milly Round

	mm	mm	mm
DMI110	109	95	0,7
DMI130	129	114	1,2
DMI150	146	129	1,7
DMI170	169	149	2,7
DMI200	196	173	4,0
DMI240	236	208	7,0
DMI300	292	258	13,5
DMI350	342	302	21,5
DMI400	390	345	32,0

S449	4985U	443U
S433	2411U	446U
309U		



Milly Round

	mm	mm	mm
DMIN130	128	138	1,46
DMIN150	146	157	2,17
DMIN170	168	181	3,30
DMIN200	195	210	5,20





S449	4985U	443U
S433	2411U	446U

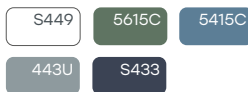
A stylish flowerpot with a unique pattern consisting of vertical stripes that attracts attention and gives the flowerpot a unique character. Its classic form and subdued colours make it a perfect fit for many modern arrangements, introducing a trendy accent to interiors or open spaces of a garden or terrace.









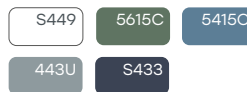
Ryfo

				
		mm	mm	
DRF70		69	58	0,16
DRF90		88	75	0,34
DRF110		107	91	0,6
DRF130		126	108	1,0
DRF150		146	126	1,6
DRF170		168	147	2,5
DRF200		195	170	4,0



Ryfo N

				
		mm	mm	
DRF110N		107	105	0,6
DRF130N		126	125	1,0
DRF150N		145	145	1,6
DRF170N		168	170	2,5
DRF200N		195	194	4,0







A round flowerpot that, by its interesting texture, breaks the monotony in any space. Horizontal lines formed on the flowerpot make it look extraordinary.

A round flowerpot that, by its interesting texture, breaks the monotony in any space. Horizontal lines formed on the flowerpot make it look extraordinary and moulded legs are perfect for elevating plants from floor level or surface.







Sandy Round

				
		mm	mm	
DSR130		128	111	0,9
DSR160		158	138	1,7
DSR190		189	165	3,0
DSR220		225	192	5,0
DSR260		262	222	7,9



Sandy P

				
		mm	mm	
DSY110P		108	102	0,6
DSY130P		129	120	1,0
DSY150P		149	139	1,6
DSY170P		168	157	2,3
DSY190P		188	175	3,3
DSY240P		239	225	6,9
DSY290P		282	260	11,3



Openwork Sandy Round flowerpot that interestingly displays its structure. Equipped with an insert protecting against the soil pouring out. The collection in delicate neutral and pastel colours will adorn any space.

A flowerpot from the Sandy P collection with a surface enriched with gently undulating vertical grooves, resembling the look of desert sand. Equipped with a tray with a self-locking system.





regular



Sandy Bowl

	mm	mm	mm	
DSK180	180	136	1,4	
DSK240	238	161	2,3	
DSK290	290	195	3,9	
DSK370	370	218	9,0	

S449 405U S433



Metal Hanger

	mm	mm	mm
IWS	90	130	7



The extremely decorative, hanging Sandy flowerpot will be a strong accent when creating a cosy interior. Inspired by hand-moulded, traditional ceramics.



Prosperplast®

regular



Splofy Bowl

	mm	mm	mm	
DKSP180	180	136	1,4	
DKSP240	239	161	2,3	
DKSP290	290	195	3,9	
DKSP370	370	218	9,0	

S449 7529U S433




Metal Hanger

	mm	mm	mm
IWS	90	130	7



A flowerpot from the Splofy collection in the shape of a slightly flattened sphere and with a texture faithfully resembling loosely woven, soft, thick yarn. Clear, spatial, openwork braids. Comes with a specially designed insert.









A round flowerpot from the Splofy collection, whose texture gives the impression of a pleasant to the touch. A collection in delicate, neutral and pastel colours.








Splofy Round W

				
		mm	mm	
DSPW230		230	145	3,0
DSPW270		270	166	4,8

S449 S433







Splofy Case

					
		mm	mm	mm	
DSPC300		297	157	133	4,0
DSPC400		397	180	145	7,4

S449 405U S433



Splofy

				
		mm	mm	
DSP130		130	108	0,9
DSP160		157	132	1,7
DSP190		187	158	3,0
DSP220		218	184	5,0
DSP260		259	220	8,0
DSP300		295	249	11,5





S449 S433 405U 7529U

DSP350	341	289	18,6
DSP400	391	330	28,2

S449 S433



Splofy Low

				
		mm	mm	
DSPM240		236	123	3,8





S449 S433



Prosperplast®
regular







Orient

				
		mm	mm	
DOR130		128	112	1,0
DOR160		157	138	2,0
DOR190		189	167	3,5
DOR220		218	193	5,4
DOR250		258	229	9,0

S449



Wheaty

				
		mm	mm	
DWH130		128	112	1,0
DWH160		157	138	2,0
DWH190		189	167	3,5
DWH220		218	193	5,4
DWH260		258	229	9,0

S449 S433

A round flowerpot with a textured surface, reminiscent of hand-made woven products made from dried grasses.

The ornament on the surface of the flowerpot refers to the style of Far East design. An element that complements interior design and introduces an oriental character to any space.





JOIN THE NATURE
regular collection



Discover

Rattan texture



Rato Round

	mm	mm	mm
DRTUS200L	200	190	4,0/4,75
DRTUS250L	250	224	7,5/8,70
DRTUS300L	300	270	15,0/15,3
DRTUS400L	400	375	35,0/37,65

S449 7529U 440U
S433



Metal Hanger

	mm	mm	mm
IWS	90	130	7



Rato Round W

	mm	mm	mm
DRTW260	256	219	6,5/8,9

440U S433



Rato Tubus

	mm	mm	mm
DRTUS200	200	381	4,0/8,0
DRTUS250	250	476	9,0/15,5
DRTUS300	300	572	15,0/27,0
DRTUS400	400	763	35,0/64,0

S449 440U S433

A simple, round flowerpot with a texture rattan braid. Inscribed with the emblem of the Rato collection. Included with a specially designed insert.

Rato tubus - tall, slim flowerpot from the Rato line, with texture closely resembling natural rattan weave. Functional, of a warm exotic character, the product creates a great addition to stylish interiors.





Tall Rato Square flowerpot with texture closely resembling natural rattan weave, in a classical, pure form, enables you to freely create unique interiors and spaces around the home.

A square flowerpot from the Rato line, with a texture closely resembling natural rattan weave. Thanks to its classical, pure form, it enables you to freely create unique interiors and spaces around the home, combining different styles and tastes.

Rato Low

	mm	mm	mm	
DRTS170L	170	170	170	3/4,0
DRTS200L	200	200	202	5/6,8
DRTS225L	223	223	228	8/9,8
DRTS265L	262	262	266	11/15,8
DRTS325L	320	320	325	21/32,0
DRTS400L	400	400	408	37/64,0

S449 7529U 440U
S433



Rato Square

	mm	mm	mm	
DRTS170	170	170	324	3,0/7,2
DRTS200	200	200	376	5,0/11,4
DRTS225	225	225	421	8,0/16,3
DRTS240	240	240	449	7,5/19,0
DRTS265	265	265	500	11,0/26,6
DRTS300	287	287	550	14,0/35,0
DRTS325	325	325	610	21,0/49,0
DRTS400	400	400	750	37,0/91,5

S449 7529U 440U
S433



Rato Case

	mm	mm	mm	
DRTC500	514	192	186	17,0
DRTC600	600	250	240	30,0
DRTC800	800	330	320	72,0

S449 440U S433

Ratohang

IWRT500
A hanger dedicated to the Rato Case pot (DRTC500).
For more detailed product information, please refer to page 128 of the Offer 2025/26 catalogue or visit www.prosperplast.pl



Rato Case High

	mm	mm	mm	
DRTC600H	600	250	460	30,0
DRTC800H	800	330	650	72,0

S449 440U S433



regular



Rato Case

	mm	mm	mm	
DRC400	395	185	195	8,0/12,0
DRC600	580	180	195	12,0/18,0

440U S433



Rato Case M

	mm	mm	mm	
DRC800M	770	235	406	27,0/72

S449 7529U 440U
S433



Rato Case W

	mm	mm	mm	
DRC400W	395	185	195	8,0/12,0
DRC600W	580	180	195	12,0/18,0

440U S433



Rato Case T

	mm	mm	mm	
DRC600T*	580	180	498	12,0/44,0
DRC800T**	770	235	686	27,0/100

S449 7529U 440U
S433

* 1 stabilizer included
** 2 stabilizers included

Cases from the Rato line with texture closely resembling natural rattan weave. A great complement to a stylish interior design.
Functional, of a warm exotic character, the product creates a great addition to any space.



Prosperplast®
regular



JOIN THE NATURE
regular collection



Ratolla Round W

	mm	mm	mm	mm
DRLW215	217	142	3,40	
DRLW240	243	160	4,85	
S449	7529U	440U	S433	



Ratolla Railing Square

	mm	mm	mm	mm	mm
DRLB280	272	272	225	8,5	
DRLB400	396	272	225	13	
7529U	440U	S433			



regular

Ratolla Round

	mm	mm	mm	mm
DRL0145	145	127	1,2	
DRL0165	165	142	2	
DRL0190	190	165	2,8	
DRL0220	220	195	4,2	
DRL0250	250	219	7,5	
DRL0300	300	264	11	
S449	7529U	440U	S433	



Ratolla Railing Oval

	mm	mm	mm	mm	mm
DRLB300	298	242	225	6,0	
7529U	440U	S433			

Oval and rectangular boxes designed for installing on handrails and balustrades. Adjustable to various railing types. They decorate both sides of the railing, which makes an impression when viewed both from outdoors and indoors. Both are from the exotic ratolla collection with texture that resembles rattan braid.



Ratolla Square

	mm	mm	mm	mm	mm
DRLK145	145	145	126	1,5	
DRLK165	165	165	142	2,5	
DRLK190	190	190	159	3,8	
DRLK220	220	220	189	6,0	
DRLK250	250	250	220	8,2	
S449	S433				



Prosperplast®
regular

Ratolla Case P

	mm	mm	mm	mm	mm
DRL300P	293	119	126	3,0	
DRL400P	386	154	142	6,0	
DRL500P	492	172	174	12,0	
DRL600P	590	154	142	8,5	
S449	7529U	440U	S433		



Ratolla Case PW

	mm	mm	mm	mm	mm
DRL400PW	386	154	142	6,0	
DRL500PW	492	172	174	12,0	
DRL600PW	590	154	142	8,5	
S449	7529U	440U	S433		



Ratolla Case P

	mm	mm	mm	mm	mm
ISR400P	391	173	150	6,3	
ISR500P	489	173	150	8,1	
ISR600P	587	173	150	9,9	
ISR700P*	685	173	150	11,7	
ISR800P*	783	173	150	13,5	
7529U	440U	S433			

Rectangular flowerpots from the Ratolla collection with a texture faithfully resembling rattan braid. Ratolla Case P is equipped with a tray with a self-locking system. The longest one is 80 cm long !





Plant box with special insert for an ideal plant irrigation. The insert design extend time of moisture in the earth and reduces its evaporation. Set includes attaching hooks for self fixing.



Boardee Fencycase

	mm	mm	mm	
DDEF400	380	180	162	6,0
DDEF600	580	180	162	9,7

S449 R222 405U

S433



regular

Boardee Fencycase W

	mm	mm	mm	
DDEF400W	380	180	162	6,0
DDEF600W	580	180	162	9,7

S449 R222 405U

S433



Boardee Case

	mm	mm	mm	
DDEC400	383	144	130	4,9
DDEC600	587	144	130	7,9

S449 R222 S433

Compact version of a trendy Boardee case, equipped not only with self watering system but also with comfortable metal hangers.

A box that perfectly suits both with rural as well as minimalist, idyllic interiors. A palette of earth colours facilitates the creation of unique arrangements.



Boardee Hook

	mm	mm	mm	
DDECZ400	383	212	130	4,9

S449 R222 405U

S433



Boardee Basic

	mm	mm	
DDE150	144	130	1,4
DDE170	165	150	2,2
DDE200	199	179	3,9
DDE240	239	215	7,0
DDE290	285	256	12,0

S449 S433

A flowerpot from the Boardee collection is designed for attaching to walls, but you can also place it on the kitchen counter or on the terrace floor, thus making great use of the available space.



Prosperplast®
regular

Boardee Hook

	mm	mm	mm	
DDEZ150	144	212	130	1,4
DDEZ200	194	212	130	2,2

S449 S433



Boardee Wall

	mm	mm	mm	
DDES200	194	150	202	2,2
DDES280	274	150	202	3,3

S449 S433



A tall, round flowerpot with a characteristic, wide edge. Displayed in spacious interiors, on terraces or in gardens, it warms up harsh rooms, transforms routes, passages or squares with its sophisticated aesthetics. Specially designed trays.



Lofly

	mm	mm	mm	
DLOF135	134	120	1,0	
DLOF160	158	144	1,75	
DLOF200	196	181	3,4	
DLOF250	245	225	6,7	
DLOF300	293	266	11,5	
DLOF350	345	311	18,8	
DLOF400	390	352	27,3	
DLOF500	476	425	48,0	
DLOF600N	582	523	87,0	

S449 405U S433



Lofly Saucer

	mm	mm	mm
PPLF105	105	17	
PPLF125	125	20	
PPLF155	155	25	
PPLF190	190	31	
PPLF230	230	37	
PPLF270	270	44	
PPLF305	305	49	
PPLF380	380	62	

S449 405U S433



Lofly Railing

	mm	mm	mm	mm
DLOFR250	245	245	225	5,0
DLOFR400	396	266	250	12,3

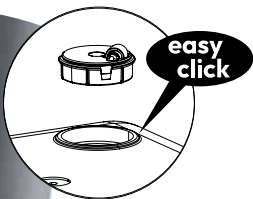
S449 405U S433

R624 389U 235C



regular

Lofly DLOF600N
rolling option



Accessories
Recommended:
set of wheels
for flower pots

Grab a 4 pack rollers

Set 4 wheels

	mm	mm	mm	
TSW4	235	35	280	



Lofly Case

	mm	mm	mm	mm	
DLOFC400	378	177	164	8,0	
DLOFC600	578	257	244	26,0	
DLOFC800	792	352	334	71,5	
DLOFC1000*	992	390	410	111,5	

*Lofly case in 1000 size includes stability metal spacers across

*Big size includes wheels

405U S433



Lofly Saucer Case

	mm	mm	mm	mm
PPLFC360	360	148	24	
PPLFC535	535	212	34	
PPLFC735	732	290	49	
PPLFC920*	920	315	59	

*Big size includes wheels

405U S433

A solid, rectangular box from the Lofly collection. It looks great both in spacious interiors and on terraces or in gardens. The largest one in the series has integrated wheels so as to be moved more easily.



Lofly Low

	mm	mm	mm	mm	
DLOFL200	193	193	181	4,5	
DLOFL240	234	234	220	8,0	
DLOFL300	289	289	271	15,2	

S433



Lofly Square

	mm	mm	mm	mm	
DLOFS200	193	193	293	7,2	
DLOFS240	234	234	356	12,9	
DLOFS300	289	289	439	24,3	

S433



Lofly Saucer Square

	mm	mm	mm	mm
PPLFQ165	165	165	27	
PPLFQ200	200	200	32	
PPLFQ245	245	245	40	

S433

Prosperplast®

regular



Elevate your plants with our four and three legged **Bloomie Stand**. Industrial metal frame combined with classic, cylinder design of the plantpots will help your plants stand out and become an integral part of the space.



Bloomie Stand

	mm	mm	mm	
IKD3L	540	490	805	3 x 4,0

S449 422U

Bloomie Stand

	mm	mm	mm	
IKD3H	420	395	1250	3 x 4,0

S449 422U

Bloomie Stand

	mm	mm	mm	
IKD4L	1250	550	815	4 x 4,0

S449 422U



Elevate your plants with a three legged Bloomie Stand. Three simple but elegant flowerpots complimented by an industrial metal frame. Each pot is placed on a different height making it look spacious and perfect for showcasing the beauty of each plant.



Prosperplast®
bloomie stand



Bloomie Hanger

	mm	mm	mm	
IKBH600	270	235	645	4,0
IKBH600	270	235	845	4,0

S449 422U



Bloomie Hanger Set

	mm	mm	mm	
IKBH3S	2 pcs	270	235	645
IKBH3S	1 pcs	270	235	845

S449 422U





JOIN THE NATURE
hanger & stand



Tol Stand

	mm	mm	mm	mm
IKF600	420	405	600	~200
IKF800	500	480	795	~260

S411

Multi-tiered, staggered-height plant stand with added base platforms. The collapsible metallic structure can be easily extended to create the perfect multi-tiered cascading display for any type of plants.



Showy Hanger

	mm	mm	mm	mm
IKSH1S*	306	164	506	~125÷160
IKSH1M**	386	209	656	~180÷220

S411



Showy Hanger

	mm	mm	mm	mm
IKSH2S*	297	209	256	~125÷160
IKSH2M**	377	276	325	~180÷220

S411



Showy Hanger

	mm	mm	mm	mm
IKSH3S*	226	170	306	~125÷160
IKSH3M**	386	215	406	~180÷220

S411



*Recommended flowerpot size 125-160 mm, depending on design
**Recommended flowerpot size 180-220 mm, depending on design

JOIN THE NATURE

A modern system of vertical gardens brings an extremely attractive aspect of nature into the interior and the surroundings, creating contact with nature without leaving your home and improving indoor air quality. Modular systems attached to the walls in various configurations create spectacular green displays. Available in a hanging version and a portable version with a drainer. Thanks to the flow-through irrigation system, the plants are evenly supplied with water. Its excess is discharged to a saucer or drainer. The set does not include the water distribution system.





JOIN THE NATURE

vertical garden & pergola



regular



Garden Wall


I02W600W	670	177	570	12x0,75

S433



A modern system of vertical gardens brings an extremely attractive aspect of nature into the interior and the surroundings, creating contact with nature without leaving your home and improving indoor air quality. Modular systems attached to the walls in various configurations create spectacular green displays. Thanks to the flow-through irrigation system, the plants are evenly supplied with water. Its excess is discharged to the saucer.

modular & portable
flowerpot system



Prosperplast®


regular



Garden Floor

I02W600S	685	190	546	12x0,75

S433



A modern system of vertical gardens brings an extremely attractive aspect of nature into the interior and the surroundings, creating contact with nature without leaving your home and a suitable indoor microclimate. Modular systems attached to the walls in various configurations create spectacular green displays. Thanks to the flow-through irrigation system, the plants are evenly supplied with water. Its excess is discharged to the drainer. The set does not include the water distribution system.



extremely
attractive aspect
of nature

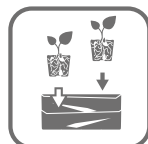
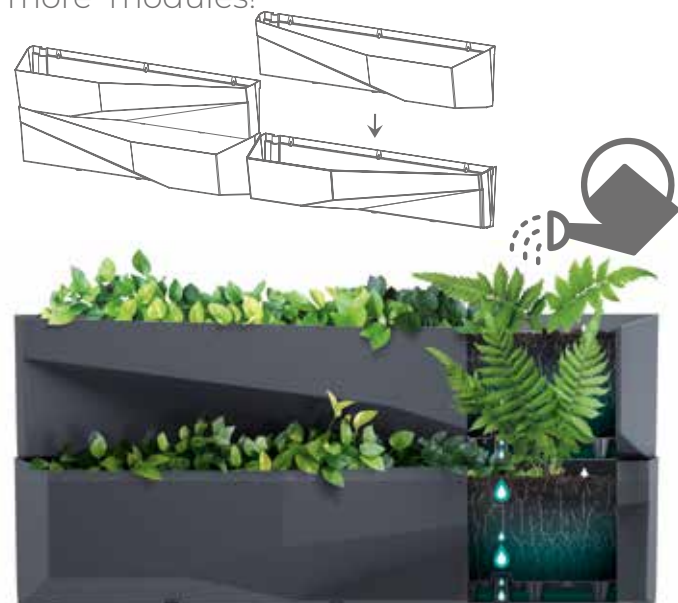


regular


Garden Long Wall

	mm	mm	mm	
103W800	780	190	350	2 x 12,0
S433				

Create your own unique
composition and add
more modules!



A modern system of vertical gardens brings an extremely attractive aspect of nature into the interior and the surroundings, creating contact with nature without leaving your home and improving indoor air quality. Thanks to the flow-through irrigation system, the plants are evenly supplied with water. Its excess is discharged to the saucer.

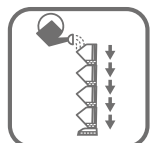


Prosperplast®
regular

Mini Garden

	mm	mm	mm	
101W200	195	114	475	4 x 1,0
S449				S433

Tiered pot which can be mounted on the wall.





Package includes 1 set.
For double option 2 sets needed.



JOIN THE NATURE

vertical garden & pergola

extremely
attractive aspect
of nature

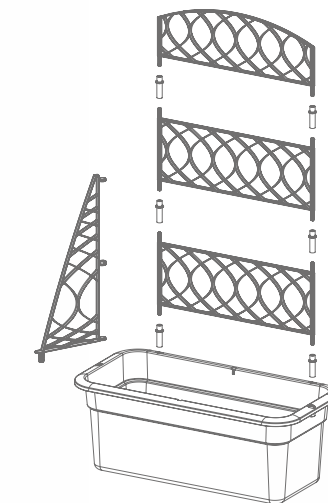


new

bloma

Bloma is a set consisting of a long and spacious flowerpot in the form of a rounded box with a detachable pergola. The pergola is made up of five parts and connectors, creating a decorative support for climbing plants. Additionally, the set includes a brace for the planter, strengthening the structure. Bloma will work perfectly on the terrace, spacious balcony, or gazebo as a green separating wall. The planter is suitable for growing ornamental plants and vegetables such as peas, tomatoes, or cucumbers.

quick and easy
installation



Prosperplast®
regular



new

Bloma

	mm	mm	mm	mm	total
DBLO600	580	288	225	780	
405U					S433









minimalist style







Respana Basic

				
DRE300		295	221	7,5
DRE390		390	273	16,0

S433



Respana W

				
DREW210		208	125	2,0
DREW240		234	135	3,0
DREW270		270	145	4,0

S433







Respana Twins

					
DRED200		463	200	336	2 x 2,5

S433



Respana Trio

				
DRET123S		470	405	28,1

S433

regular



A box for mounting on balcony railing. It is distinguished by its sophisticated shape and simple use. Plants with hanging, flowered shoots look best in it.







An elongated box with an ergonomic shape. The elegant form of the flowerpot will decorate any interior as well as a terrace or balcony. Equipped with a tray with a self-locking system.

A traditional rectangular flowerpot equipped with a tray with a self-locking system. The classic shape fits perfectly into any interior and provides many options for arranging the space on the terrace or balcony.







Respana Set

				
ISE400P		392	184	150
ISE500P		490	184	150
ISE600P		590	184	150
ISE800P		786	184	150
ISE900P		885	184	150

S449 R222 405U
S433 R624







Respana Easycare W

				
ISE400SW		397	190	140
ISE600SW		593	190	140

S433 R624







Respana Easycare

				
ISE400S		397	190	140
ISE600S		593	190	140

S433 R624



Respana Railing

					
DREB290		288	298	209	9,0
DREB400		398	298	209	13,0

S433

Prosperplast®
regular





JOIN THE NATURE
regular collection



Discover

Urbi collection



Prosperplast®
regular



Urbi Round

	mm	mm	mm	
DUR0250	250	250	7,5 / 9,0	
DUR0300	300	295	15,0 / 17,0	

S449 S433



Urbi Square Low

	mm	mm	mm	mm	
DURS240L	240	240	235	7,5 / 10,0	
DURS300L	295	295	290	14,0 / 19,0	

S449 S433



Urbi Square

	mm	mm	mm	mm	
DURS125*	126	126	200	- / 2,0	
DURS140	140	140	265	2,0 / 4,0	
DURS170	170	170	325	3,0 / 7,2	
DURS200	195	195	375	5,0 / 11,4	
DURS225	220	220	420	8,0 / 16,3	
DURS240	240	240	449	7,5 / 19,0	
DURS265	265	265	500	11,0 / 26,6	
DURS300	295	295	550	14,0 / 35,0	
DURS325	325	325	610	21,0 / 49,0	
DURS400	400	400	750	37,0 / 91,5	

S449 S433

A flowerpot with a square base from the Urbi collection. A delicately rounded shape and matt finish create an elegant and simple planter. It includes a liner which reduces the amount of soil needed.





JOIN THE NATURE
regular collection



Urbi Case

	mm	mm	mm	mm
DUC400	395	185	195	8,0/12,0
DUC600	580	180	195	12,0/18,0
DUC800	770	235	246	27,0/40,0

S449 S433



Urbi Case M

	mm	mm	mm	mm
DUC800M	770	235	406	27,0/72,0

S449 S433



Urbi Case N

	mm	mm	mm	mm
DUC800N	770	235	300	27,0/40,0

S449 S433



Urbi Case W

	mm	mm	mm	mm
DUC400W	395	185	195	8,0/12,0
DUC600W	580	180	195	12,0/18,0

S449 S433



Urbi Case T

	mm	mm	mm	mm
DUC600T*	580	180	498	12,0/44,0
DUC800T**	770	235	686	27,0/100

S449 S433

regular



* 1 stabilizer included
** 2 stabilizers included



Elevated by wooden looking legs Urbi Case N will add a contemporary and timeless styling to floor standing flower arrangements, indoor and outdoor. Equipped with an insert protecting against soil pouring out.





Tubus Slim

	mm	mm	mm
DTUS150	150	286	2,0/3,3
DTUS200	200	381	4,0/8,0
DTUS250	250	476	7,5/15,5
DTUS300	300	572	15,0/27,0
DTUS400	400	762	35,0/64,0

S449



regular

Tubus Slim Shine

	mm	mm	mm
DTUS150S	150	286	2,0/3,3
DTUS200S	200	381	4,0/8,0
DTUS250S	250	476	7,5/15,5
DTUS300S	300	572	15,0/27,0
DTUS400S	400	762	35,0/64,0

S449



Tubus

	mm	mm	mm
DTUB200	200	187	3,5
DTUB250	250	233	7,0
DTUB300	300	280	12,0
DTUB400	400	373	28,5

S449

S433

An elegant, high flowerpot may function as a decoration in both a stylish loft and a small terrace. Perfect for residential and urban spaces. It includes an insert which reduces the amount of soil needed. An irrigation system is an optional solution.



Lace

	mm	mm	mm
DLAC 115	112	130	
DLAC 140	135	155	
DLAC 160	160	185	
DLAC 180	180	210	

S449



Lace

	mm	mm	mm
DLAC285	285	135	155

S449

A series of round, oblong Lace flowerpots was created with an intricate openwork lace motif, in response to the trend promoting traditional folk design. Intentional simplicity of nostalgia for years gone by...



Coubi Orchid

	mm	mm	mm	mm
DUMS200P*	198	130	102	1,0
DUMS360P*	360	150	132	3,8

*polystyrene



Coubi Orchid

	mm	mm	mm	mm
DUMS200	198	130	102	1,0
DUMS360	360	150	132	3,8

S449

S433

The exquisite, elliptical shape and functionality of the Coubi flowerpot is aesthetically glamorous. The transparent surface allows you to admire the plant growing in all its glory.

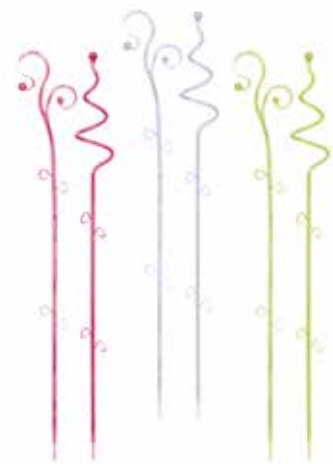




regular

help for growing


Orchid Lovers will fully appreciate these unique design sticks, both practical and stylish. There are dedicated for miniature orchids and other small flowering plants.



Decor Orchid Sticks

	mm	mm	pcs
ISTC01*	90/60	585	12

*polycarbonate
*mix design 24 + 24 pcs



Decor Orchid Sticks

	mm	mm	pcs
ISTC02*	40	550	20

*polycarbonate



Decor Orchid Sticks

	mm	mm	pcs
ISTC03*	50	390	20

*polycarbonate



decor



flexible



Coubi Orchid

	mm	mm	mm	mm
DUK0130P*	132	132	165	1,6

*polystyrene



Coubi Orchid

	mm	mm	mm
DUS130P*	130	170	1,3

*polystyrene



Coubi Orchid

	mm	mm	mm	mm
DUOW130P*	130	160	1,5	
DUOW160P*	160	183	2,4	

*polystyrene



Coubi Orchid

	mm	mm	mm	mm
DUOW130T	130	160	1,5	
DUOW160T	160	183	2,4	

*polystyrene



Coubi Orchid

	mm	mm	mm	mm
DST0125	125	147	1,1	

*polystyrene



Coubi Orchid

	mm	mm	mm	mm
DST0125M	125	147	1,1	

*polystyrene



The classic shape and minimalistic form of Coubi creates a modern effect, constituting a wonderful setting for the orchid, which, however, does not overshadow the natural beauty of this flower. Models with a transparent and matt surface are available.

Flowerpots from the Coubi series with a harmonious shape and a variety of surfaces. The transparent and matte model are perfect for orchids.





Coubi Round P

	mm	mm	mm	
DUOP100	100	92	0,5	
DUOP120	120	110	0,8	
DUOP135	135	124	1,2	
DUOP155	155	142	2,0	
DUOP180	180	165	2,8	
DUOP210	210	193	4,2	
DUOP240	240	220	7,5	
DUOP280	280	262	11,0	

S449

426U



Coubi Square P

	mm	mm	mm	
DUKP100	100	100	92	0,5
DUKP120	120	120	110	1,2
DUKP135	135	135	124	1,5
DUKP155	155	155	142	2,5
DUKP180	180	180	165	3,8
DUKP210	210	210	192	6,0
DUKP240	240	240	220	8,2

S449

426U



Coubi Case P

	mm	mm	mm	
DUPP240	240	120	110	2,5
DUPP300	290	142	136	4,4
DUPP400	390	190	182	10,6

S449

426U

regular

A round flowerpot with a shiny surface and classic shape, equipped with a tray with a self-locking system. Available in a wide range of the most fashionable, cheerful colours.

The glossy surface of flowerpots from the Coubil series will brighten and add a distinctive character to any interior. Equipped with a tray with a self-locking system.



Coubi Herbal

	mm	mm	mm	
DKN3003	295	295	380	9,0

426U



Coubi Chain

	mm	mm	mm
IL300W	100	10	130

Accessory for flowerpot DKN3003.



Herbs cut

	mm	mm	mm
ICUT1	130	60	12

S449

389U

Herbs Cut scissors are a must-have accessory for any plant grower. The unique triple blade ensures the ease and precision of cutting.



Limes Dublo

	mm	mm	mm	
DLD250	250	120	120	2,3

S449



Twins Cube

	mm	mm	mm	
DTC245	244	110	120	2,5

S449

The flowerpots are distinguished by their original, modern shape, which adds a unique character to your home herb garden. The flowerpots have a convenient opening for placing scissors. Herbs Cut scissors with a special triple blade are available as part of a set.





Crown

	mm	mm	mm	
DCRO480	480	264	16,0	
S433				



Crown

	mm	mm	mm	
DCRO240	242	278	201	7,0
DCRO400	393	278	201	12,0
DCRO600	580	278	201	18,0
S449				
R624				
S433				

regular



The pots have special recesses, allowing them to be arranged one on top of the other, creating an interesting tiered effect.

The series of Crown rail planter boxes is very easy to attach to the balcony thanks to the recess in its base and special brackets, which guarantee stability. Resistant to sunlight and mechanical damage. Adjustable to different railing types.



Agro balcony case of a rectangular shape and subtle pressed markings on its surface is a universal product, perfect for the cultivation of various plants: flowers, herbs or vegetables. It may be mounted on balcony railings or placed on the floor or a window sill.



Camelia

	mm	mm	mm	
DCM400	402	170	143	5,5
DCM500	508	188	173	9,6
DCM600	595	170	143	8,5
R624				
R222				



Camelia W

	mm	mm	mm	
DCM400W	402	170	143	5,5
DCM500W	508	188	173	9,6
DCM600W	595	170	143	8,5
R624				
R222				



A simple rail planter box with a slightly rounded edge. It can be placed on the windowsill, the kitchen counter or, by using the system of hooks, hung on the balcony or terrace railing. The box is equipped with a tray with a self-locking system and a special opening for easy watering.



Agro

	mm	mm	mm	
IS400	400	180	140	
IS500	500	180	140	
IS600	600	180	140	
IS700	700	180	140	
IS800	800	180	140	
IS1000	1000	180	140	
S449				
S433				
R624				
R222				



Agro

	mm	mm	mm	
IP400	345	127	28	
IP500	445	127	28	
IP600	544	127	28	
IP700	653	127	28	
IP800	753	127	28	
IP1000	953	127	28	
S449				
S433				
R624				
R222				

optional hanger





for hydroponic cultivation



Balcony can

	mm	mm	mm	
IS6CAN	600	180	140	11,0

R624



Balcony can

	mm	mm	mm	
ISBT5CAN	500	190	160	7,5

R624

Classic, rectangular rail planter boxes which can be placed on the windowsill or patio, and the agrohang hooks make it possible to install them on a fence or balcony railing. included with an irrigation system for hydroponic cultivation, allowing the accumulation of water at the bottom of the pot, which reduces the frequency of watering.



Hangplast

	mm	mm
IWWS	200/250	190

S449

S433

R624

R222



Agrohang

	mm	mm
IWAG	230	210

S411



regular



Agro

	mm	mm	mm
DAGW1	160	100	0,8
DAGW2	180	115	1,2
DAGW3	210	130	2,0
DAGW4	240	150	3,0
DAGW5	270	160	4,5

R624



Plastica

	mm	mm	mm
DP15	150	112	0,9
DP17	170	127	1,4
DP20	200	150	2,5
DP23	230	174	3,5
DP28	280	212	6,5
DP34	340	257	12,0
DP40	400	303	21,0

R624



Plastica

	mm	mm
PP15	151	27
PP17	168	30
PP20	195	34
PP23	222	39
PP28	263	44
PP34	311	47
PP40	359	50

R624



Akant

	mm	mm
IWA	200	230

Agro resembles traditional terracotta pots. Both in a set with a tray and a hook, which can be easily dismantled and turned into regular standing flowerpots.





regular



Misa

	mm	mm		
DMS01	130	70	0,5	
DMS02	150	77	0,6	
DMS03	170	85	0,9	
R624				
DMS04	200	94	1,25	
DMS05	225	102	2,0	
DMS06	260	113	3,0	
DMS07	300	124	4,0	
DMS08	340	136	5,5	
R624 S442				
DMS09	400	173	10,0	
DMS10	440	198	14,0	
DMS11	540	213	23,0	
DMS12	650	240	38,0	
R624				

The Misa flowerpot resembles ceramic pots, a delicate ornament and a subtly textured surface adds to its elegance and grace.

The simple, timeless design makes it a perfect match for any garden or interior. The flowerpots are a perfect imitation of traditional clay products, but unlike them, they do not break easily. They create a perfect set.

A classic flowerpot shape with a delicately curled edge will work in any home décor, additionally decorated with a delicate ornament.



Glinka

	mm	mm		
DGA11	110	90	0,25	
DGA13	130	110	0,75	
DGA15	150	126	1,1	
DGA17	170	142	1,6	
DGA19	190	160	2,25	
DGA22	220	190	3,9	
DGA26	260	225	5,9	
DGA30	300	260	9,4	
R624				



Glinka

	mm	mm	
PG10	95	24	
PG11	110	27	
PG13	130	32	
PG15	145	35	
PG17	160	40	
PG19	190	45	
PG22	220	50	
PG26	255	60	
R624			



Terra plant pot from our trusted Terra Family line is an ideal choice for lovers of simple and classic designs. The product is universal and very durable.



Terra

	mm	mm		
DCE11	110	85	0,5	
DCE13	130	100	0,7	
DCE15	150	115	1,0	
DCE17	175	135	2,0	
R624				
DCE20	200	155	3,0	
DCE25	250	195	5,0	
DCE30	300	235	8,0	
DCE35	350	275	13,0	
DCE40	400	315	20,0	
DCE45	450	350	27,0	
DCE50	500	390	38,0	
DCE55	550	430	48,0	
DCE64	640	500	78,0	
R624 S433				

A wide bowl and an oval box from the Terra family. Their shape and subtle grooves, which characterise all the products from this line, beautifully complement the interior of the house or garden, regardless of their style.



A practical RONDO, round shape of the stand is equipped with a system of 4 independent, stable rollers, rotating by 360 degrees. Thanks to the unique design, we can easily move even very heavy pots in any desirable place. A high edge will keep safely water excess from spilling.



Terra

	mm	mm		
DMT20	200	95	2,0	
DMT25	250	115	3,6	
DMT30	300	130	6,0	
DMT35	350	150	9,8	
DMT40	400	170	14,5	
R624				



Terra

	mm	mm	
POD09	90	12	
POD11	110	14	
POD12	120	16	
POD14	140	19	
R624			
POD17	170	22	
POD21	210	27	
POD25	250	33	
POD29	290	38	
POD33	330	44	
POD37	370	49	
POD41	410	55	
POD46	460	60	
POD54	540	69	
R624 S433			



Rondo

	mm	mm	
PCR1	305	90	
R624			





Terra

	mm	mm	mm	mm
DWT23	230	140	4,0	
DWT26	260	160	6,0	
DWT29	290	180	8,5	

R624



Terra

	mm	mm	mm	mm
DCK1	265	124	100	2,0
DCK2	316	132	110	2,5

R624



Terra

	mm	mm	mm	mm
DKWT15	150	150	130	1,7
DKWT19	190	190	160	3,5
DKWT24	240	240	200	7,0
DKWT30	300	300	250	13,8
DKWT37	370	370	300	25,2
DKWT45	450	450	350	42,0

R624

S433



Terra

	mm	mm	mm	mm
DTT600	600	257	238	18,0
DTT700	700	300	277	30,0
DTT800	800	344	320	44,0

R624

S433



Terra

	mm	mm	mm	mm
PKWT14	140	140	19	
PKWT17	170	170	24	
PKWT22	220	220	30	
PKWT27	270	270	38	
PKWT34	340	340	45	
PKWT41	410	410	55	

R624

S433

regular



Traditional, shapely flowerpots, perfectly presented in the interior of the house, balcony or patio. A subtle decorative element characteristic to the Terra family adds elegance.

Pots from the Terra family adapted for attaching to the ceiling, on flat surfaces and on poles or gutters, etc. All decorated with subtle grooves, characteristic for the Terra collection.

Shallow bowl design
in a classic finish.



Prosperplast®

regular



Maze Cap

	mm	mm	mm	mm
IPDM600	595	192	23,4	

R736

S433

S433

Maze Cap can be used as a rainwater tank insert or a flowerpot, perfect for seedling plants.



massive
collection



JOIN THE NATURE



Milly

	mm	mm	mm
DBMIG240	239	305	4,5/8,5
DBMIG300	298	365	10,0/18,0
DBMIG400	390	495	20,0/41,0
S449	7598U	443U	
S433	4985U	2411U	

A trendy flowerpot with a modern cylindrical shape narrowed at the base. Its elegant proportions make it a perfect match for many interiors, especially those decorated in boho style. Equipped with an insert, it does not require full filling with soil. Thanks to the handles, you can easily remove the insert and gain access to the inside of the flowerpot.

Discover

Milly collection





JOIN THE NATURE

massive collection



Prosperplast®

massive



Milly

	Ø	↑	↓	↓
DBMIN300	298	285	10,0/17,0	
DBMIN400	395	375	20,0/38,0	

S449	7598U	443U
S433	4985U	2411U



Milly

	Ø	↑	↓	↓
DBMLR300	299	270	10,0/14,0	
DBMLR400	395	350	20,0/33,0	

S449	7598U	443U
S433	4985U	2411U



Milly

	Ø	↑	↓	↓
DBMIR300	299	285	10,0/14,0	
DBMIR400	390	370	20,0/33,0	

S449	7598U	443U
S433	4985U	2411U

Discover

Milly collection

An elegant flowerpot with a cylindrical shape and a ribbed surface, perfect for modern interiors, terraces and gardens. It is available in three variants and seven colours, which ensures creativity and functionality when creating original plant compositions. It includes an insert that allows you to easily remove and water the plant.





JOIN THE NATURE
massive collection



Prosperplast®
massive



Milly

	mm	mm	mm
DBML240	239	197	4,5/7,0
DBML300	298	257	10,0/14,0
S449	7598U	443U	
S433	4985U	2411U	
DBML350	349	290	15,0/22,0
DBML400	391	321	20,0/31,0
DBML470	469	385	31,0/54,0
S449	7598U	443U	
S433			



Milly

	mm	mm	mm
DBMI240	238	227	4,5/7,0
DBMI300	299	311	10,0/15,0
S449	7598U	443U	
S433	4985U	2411U	
DBMI350	349	355	15,0/23,0
DBMI400	390	370	20,0/29,0
DBMI470	467	442	31,0/50,0
S449	7598U	443U	
S433			

UV - and frost-resistant flowerpot with an elegant texture. Includes a liner which reduces the amount of soil needed. Self - watering system is optional.





JOIN THE NATURE
massive collection

new

new



Vena Round

	mm	mm	
DBVR300	299	300	10/15
DBVR350	349	350	15/25
DBVR400	390	400	20/33

S449	443U	2411U
117U	3517U	5415C
623U	419U	

new



Vena Round

	mm	mm	
DPVR300	299	450	10/20
DPVR350	349	500	15/33
DPVR400	390	560	20/46

S449	443U	2411U
419U		

new



Vena Square

	mm	mm	mm	
DBVS300	290	290	290	8/15
DBVS400	390	390	380	20/36

S449	443U	2411U
117U	3517U	5415C
623U	419U	

new



Vena Square

	mm	mm	mm	
DPVS300	290	290	430	8/23
DPVS400	390	390	540	20/56

S449	443U	2411U
419U		

Prosperplast®
massive



Discover

Vena collection

The horizontal grooves give these flowerpots a bold, stylish character. Their modern form catches the eye and fits effortlessly into a variety of interior spaces.





JOIN THE NATURE
massive collection



new



Oro Oval

	mm	mm	mm	
DBOE600	595	395	380	24/53
S449	443U	2411U		
419U				

new



Oro Oval

	mm	mm	mm	
DHOE600	595	395	545	24/74
S449	443U	2411U		
419U				

new



Oro Square

	mm	mm	mm	
DBOS300	290	290	270	8/15
DBOS400	390	390	360	20/36
S449	443U	2411U		
117U	3517U	5415C		
623U	419U			

new



Oro Square

	mm	mm	mm	
DHOS300	290	290	450	8/23
DHOS400	390	390	600	20/57
S449	443U	2411U		
419U				

new



Oro Round

	mm	mm	
DBOR240	239	240	4,5/8
DBOR300	299	300	10/15
DBOR350	349	350	15/25
DBOR400	390	400	20/33
DBOR470	470	500	31/60
S449	443U	2411U	
117U	3517U	5415C	
623U	419U		

new



Oro Round

	mm	mm	
DMOR300	298	390	10/20
DMOR400	390	550	20/46
S449	443U	2411U	
419U			

new



Oro Round

	mm	mm	
DHOR400	390	730	20/60
S449	443U	2411U	
419U			

Prosperplast®
massive

Discover Oro collection

Oro is a collection that plays with vertical lines. The structured, vertical grooves add elegance and lightness to the flowerpots, while the unique shapes – from square to oval – bring a modern rhythm to any interior.





JOIN THE NATURE
massive collection



Prosperplast®
massive

new



Origina

	mm	mm	mm	
DB0240	238	214	4,5	
DB0300	298	246	8,5	
DB0340	338	287	13,0	
DB0400	390	330	20,0	

S449 405U S433
R736

new



Origina

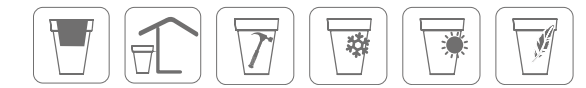
	mm	mm	mm	
DH0400	390	460	26,5	

S449 405U S433
R736


Origina is a classic cone-shaped flowerpot with a distinctive embossed rim. Despite appearing like heavy stone, it is made from lightweight, durable, weather-resistant, and UV-resistant material. Its simple, timeless design makes it a perfect fit for both garden and interior spaces.

Discover





Origina collection








Heos







DLHEN300	298	190	8,0/12,0
DLHEN400	395	240	18,0/26,0
DLHEN470	468	295	31,0/45,0

S449

S433




Heos







DBHEN300	298	280	10,0/17,0
DBHEN400	395	370	20,0/40,0
DBHEN470	468	440	31,0/69,0

S449

S433



Heos



DBHER300	298	290	10,0/19,0
DBHER400	390	380	20,0/44,0
DBHER470	468	450	31,0/74,0

S449

S433

Effortless and understated elegance abounds with the Heos collection. The smooth surface of the planter will harmonise with any setting. Available in a number of sizes and colours provides a perfect mix and match opportunity to many green arrangements.



Prosperplast®

massive

Heos

mm

mm

DMHET440	436	299	11,0/34,0
DMHET600	582	300	18,0/56,0

S449

S433

Heos







mm

mm

DBHET400	395	350	8,0/32,0
----------	-----	-----	----------

S449

S433

					
<h2>Heos</h2>					
<div>   </div>					
<table><tr><td>DPHET440</td><td>439</td><td>440</td><td>11,0/51,0</td></tr></table>		DPHET440	439	440	11,0/51,0
DPHET440	439	440	11,0/51,0		
<div><div>S449</div><div>S433</div></div>					

UV - and frost-resistant flowerpot with an elegant texture. Includes a liner which reduces the amount of soil needed. Self - watering system is optional.





Heos

	mm	mm	mm
DLHEW300	298	190	8,0/12,0
DLHEW400	390	245	18,0/28,0

S449 S433



Heos

	mm	mm	mm
DLHET350	343	197	11,0/15,0
DLHET400	390	228	18,0/ 23,0

S449 S433



Heos

	mm	mm	mm
DBHEW300	298	280	10,0/18,0
DBHEW400	390	350	20,0/36,0
DBHEW470	469	420	31,0/69,0
DBHEW570	568	470	56,0/115

S449 S433



Heos

	mm	mm	mm
DPHEW400	390	440	20,0/46,0

S449 S433



UV - and frost-resistant flowerpot with an elegant texture. Includes a liner which reduces the amount of soil needed. Self - watering system is optional.



Heos

	mm	mm	mm
DBHEM300	298	230	8,0/10,0
DBHEM400	395	302	18,0/25,0
DBHEM470	469	360	31,0/47,0
DBHEM570	569	435	56,0/84,0

S449 7598U 443U S433



Heos

	mm	mm	mm
DBHEK400	370	230	8,0/18,0
DBHEK440	436	270	11,0/32,0

S449 S433



UV - and frost-resistant flowerpot with an elegant texture. Includes a liner which reduces the amount of soil needed. Self - watering system is optional.





Heos

	mm	mm	mm
DBHEP270	270	319	4,5/13,0
DBHEP340	343	429	10,0/36,0
	S449	443U	S433

Discover

HEOS collection

The Heos trendy flowerpot fits perfectly into modern interiors and gardens. Its cylindrical shape and subdued colours add elegance and simplicity, and the smooth surface makes it extremely aesthetic. The flowerpot includes an insert for easy removal of the plant and access to the inside of the pot.



massive



Furu Bowl

	mm	mm	mm
DBFUK300	378	230	8,0/25,0
DBFUK440	435	275	11,0/36,0
	S449	443U	S433



Furu

	mm	mm	mm
DBFU300	298	280	10,0/15,0
DBFU350	349	295	15,0/23,0
DBFU400	390	320	20,0/30,0
DBFU470	470	385	31,0/53,0
DBFU570	569	445	56,0/92,0
	S449	443U	S433

Make a statement in your space with the newest Furu in a bowl design with a playful, lined surface. Sturdy yet elegant plantpot perfect for discerning houseplants.



Prosperplast®

massive



Maze

	mm	mm	
DLMZ400	375	279	18,0/22,0
DLMZ500	475	349	40,0/48,0

S449

405U

S433

Maze

	mm	mm	
DBMZ300	296	329	10,0/16,0
DBMZ400	375	419	20,0/32,0
DBMZ500	475	523	40,0/68,0

S449

405U

S433

Maze

	mm	mm	
DPMZ400	375	579	20,0/43,0

S449

405U

S433



The Maze flowerpot collection with a subtle braid motif is excellent for modern interiors. Comfortable insert allows to reduce the amount of soil needed. Self - watering system is optional.



massive



Maze

mm

mm

mm

DBMZE600	585	385	423	24,0/56,0
----------	-----	-----	-----	-----------

S449

405U

S433

Maze

mm

mm

DBMZK400	396	260	10,0/25,0
DBMZK440	436	299	15,0/36,0

S449

405U

S433



The Maze flowerpot collection with a subtle braid motif is excellent for modern interiors. Comfortable insert allows to reduce the amount of soil needed. Self - watering system is optional.



Prosperplast®
massive



Woode

	mm	mm	mm	mm
DBW0300	299	281	8,0/12,0	
DBW0350	348	325	11,0/21,0	
DBW0400	393	370	18,0/29,0	
DBW0490	488	457	40,0/54,0	

R222



Sunny

	mm	mm	mm	mm
DBSU30	300	225	8,0	
DBSU35	350	267	14,0	
DBSU40	400	307	22,0	
DBSU46	460	353	34,0	
DBSU57	570	435	60,0	

R736



Decora

	mm	mm	mm	mm
DBDE30	300	235	8,0	
DBDE35	350	280	15,0	
DBDE39	390	310	21,0	
DBDE45	450	358	30,0	
DBDE57	570	455	65,0	

R736

Sunny and Decora flowerpots from the Massive collection have been inspired by the European style and ceramics fired using traditional methods. Richly decorated with floral motifs.

Frost-resistant flowerpot with a texture real wood alike. Includes a liner which reduces the amount of soil needed.



massive



Sand

	mm	mm	mm	mm
DBSA300	295	330	8,0/13,0	
DBSA350	345	385	11,0/21,0	
DBSA400	388	436	18,0/37,0	

S449

7529U

S433



Sand Slim

	mm	mm	mm	mm
DPSA300	296	520	8,0/22,0	
DPSA350	349	619	11,0/37,0	
DPSA400	390	750	18,0/45,0	

S449

7529U

405U

S433



This exceptionally decorative flowerpot collection is inspired by hand-made, traditional ceramics. Their noble surface has wavy horizontal grooves which reminiscent a shape and pattern of desert sand.



Sandy

	mm	mm	mm	mm
DBSP300	297	330	8,0/13,0	
DBSP350	349	380	11,0/21,0	
DBSP400	390	439	18,0/30,0	

S449

S433



Sandy Slim

	mm	mm	mm	mm
DPSP300	297	513	8,0/22,0	
DPSP350	349	612	11,0/37,0	
DPSP400	390	708	18,0/53,0	

S449

7529U

405U

S433

This exceptionally decorative flowerpot collection is inspired by hand-made, traditional ceramics. Their noble surface has wavy vertical grooves which reminiscent a shape and pattern of desert sand.



massive

Prosperplast®



Matuba

		Ø mm	↑ mm	
DBMA300		298	278	12,0
DBMA350		348	324	19,0
DBMA400		388	370	26,0
DBMA490		478	442	52,0
DBMA600		600	591	105,0

S433



massive

Matuba

		Ø mm	↑ mm	
DBMT300		300	350	8,0/14,0
DBMT400		400	480	18,0/34,0

S449

S433



Matuba Slim

		Ø mm	↑ mm	
DPMT300		300	550	8,0/23,0
DPMT400		400	780	18,0/57,0

S449

S433



Slender flowerpots from the exotic Matuba collection, deceptively similar to vessels weaved from bamboo fibres. An irrigation system is optional.



Classic

		Ø mm	↑ mm	
DBC25		255	240	6,0
DBC30		300	260	10,0
DBC35		350	300	16,0
DBC40		400	340	23,0
DBC46		450	390	36,0
DBC57		580	470	67,0

R736

S433



Classic Tower

		Ø mm	↑ mm	
DPC30		300	500	8,0/20,0
DPC40		400	630	18,0/42,0
DPC48		480	790	40,0/86,0

R736

S433



Massive

		Ø mm	↑ mm	
PR21		210	31	
7529U				
PR27		270	40	
PR33		330	49	
PR39		390	58	
PR45		450	67	
PR51		510	76	
7529U				
S449				



Classic flowerpot from the Massive collection, thanks to its texture, appears to be made of stone, at the same time remaining light and handy. The product has improved resistance to sunlight and low temperatures, as well as to mechanical damage.



JOIN THE NATURE
massive collection

rotating 360°



Mobile Platform Round



IPMR300	292	40
IPMR400	390	45



A round mobile platform with a system of 4 independent, stable rollers, which rotate by 360 degrees. Adapted for moving heavy, massive flowerpots. The design and attachment of the rollers makes them practically invisible.



Mobile Platform Square



IPMS300	292	292	40
IPMS400	390	390	45



Mobile Saucer Round



IPRR300	292	57
IPRR370	366	60
IPRR450	446	63



A functional, square stand with a high edge, which secure the water excess and the plant from slipping or falling when moving around. The platform is equipped with a system of 4 independent, stable rollers, rotating by 360 degrees.



Mobile Saucer Square



IPRS300	292	292	57
IPRS370	366	366	60
IPRS450	446	446	63



high edge



3 supporting wheels
inside roller system



wheel - system
PATENT

rotating 360°



smooth movement
of the base in each direction



a round mobile saucer
with the edge



create your Watering System



Watering System Round

	mm	mm	mm
WR1	170	42	170
WR2	170	42	170
WR3	212	50	212
WR4	252	59	252
WR5	277	59	277
WR6	317	57	317
WR7	340	59	340
WR8	415	62	415

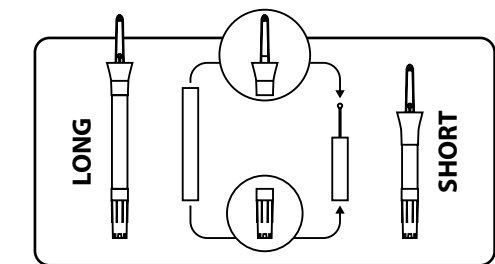
Watering System Square

	mm	mm	mm
WS1	210	50	210
WS2	240	50	240
WS3	245	52	245
WS4	295	55	295
WS6	360	65	360

Watering System Long

	mm	mm	mm
WL1	430	219	45
WL2	505	180	42

In order to choose the right size of the irrigation system for the plantpot, look for detailed information in the Offer 2025 / 26 catalogue or ask your local sales representative.

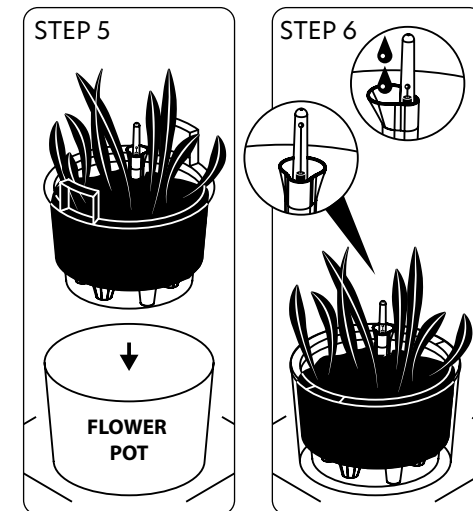

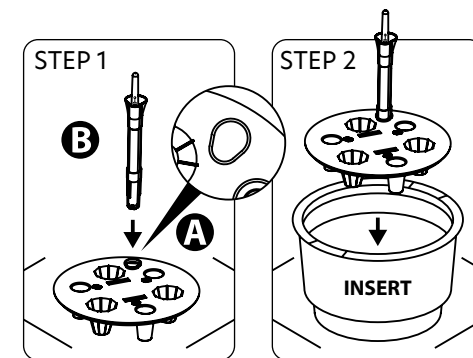

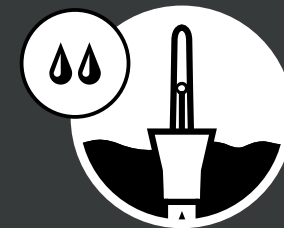
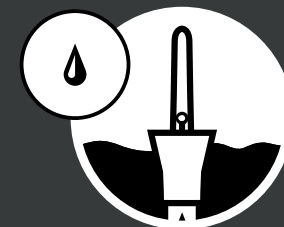


universal short and long irrigation system

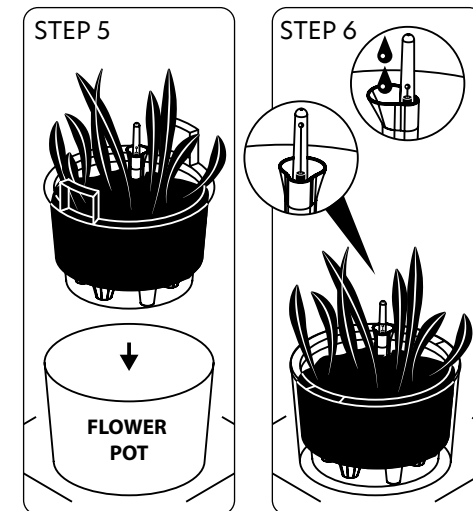

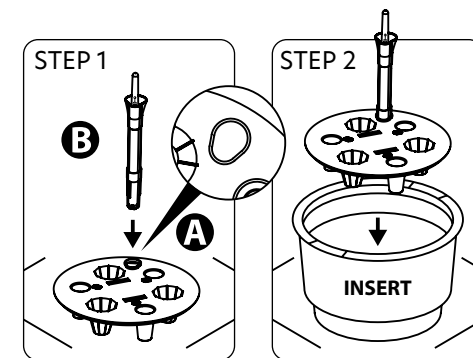


A convenient way to water plants correctly. Extends the time during which the soil is wet. Allows for controlling the water level in the pot. Saves up to 50% of water by decreasing vaporisation.

Irrigation system for flowerpots



option
create your
own set



option
create your
own set





timeless elegance



Respana Planter Wood High Set

ISEW780H*	770	380	795	55
*polycarbonate lid				
405U	S433			

wooden legs



A miniature, portable greenhouse or original box with legs made of hard, light-coloured wood. Equipped with a transparent lid with adjustable ventilation openings. A combination of functionality and timeless elegance.



plant herbs to enjoy
tally fresh each day!

The portable seedbed collection from the Respana collection is an important part of the gardening backyard and a perfect solution for growers who face difficult climatic conditions. This miniature greenhouse which, does not take up much space at home, creates the perfect conditions for the growth of the seedlings through good ventilation and humidity control. Cultivation of early vegetables, herbs or warm weather-loving plants sensitive to weather conditions - can be continued regardless of weather condition outside and bringing a great joy of early harvest. The light transparent lid provides adjustable ventilation holes in order to create an ideal micro-climate and prevent from overheating plants. What is more it protects the seedlings from annoying insects.

Ecoline



Respana Planter Ecoline Set

IPE600	596	368	753	30
IPE750	749	368	777	42
S433				



Respana Planter Set

DREP770	770	387	820	52
DREP770W	770	580	963	83
405U	S433			

included calendar of herbs & vegetables growing



Prosperplast®
regular



Bloomo

	mm	mm	mm	
DBLP780	775	378	820	47,0

405U S433




stackable

Bloomo is a portable, freestanding seedling nursery that provides ideal conditions for seedling growth. It features a detachable, transparent cover with adjustable ventilation openings and special safeguards to prevent accidental disassembly. There are openings in the cover to facilitate its transport. The nursery can be folded as it has removable legs.



Grow your gorgeous garden with absolute ease!

Botanic is a portable, freestanding seedling nursery that provides optimal growth conditions for seedlings. It features a transparent cover with adjustable ventilation openings and special locking mechanisms to prevent accidental disassembly. The cover is equipped with handles for easy lifting. This compact and lightweight greenhouse creates perfect microclimatic conditions, preventing plant scorching and shielding them from insects. An additional advantage is the ability to stack one product in another (stacking). Keep in mind that the greenhouse is not completely airtight, so it is not recommended to place it on a floor that may be exposed to moisture.



Botanic

	mm	mm	mm	
DBOP780	775	378	866	53,0
405U	S433			

stackable



Prosperplast®
regular

new Bloomax

	mm	mm	mm	
DBXP800	790	390	895	48,0
S433				

Bloomax is the largest and most stable seedling nursery in the range. Its robust design makes it ideal for use in gardens or on balconies. The transparent lid with adjustable ventilation and convenient handles ensures ease of use while creating optimal growing conditions. Stackable construction allows for easy transport and storage.

stackable





JOIN THE NATURE
regular collection







Grow fresh herbs and vegetables right in your kitchen

The kit 3in1 includes flat tray, deep tray with water drainage holes to make sure your plants get just enough water and a lid with ventilation to maximize germination.



Respana Table Greenhouse

				
	mm	mm	mm	
DREM260	257	196	185	1,6

S433



Respana Table Greenhouse

				
	mm	mm	mm	
DREH400	391	257	185	3,6

S433




Respana Table Greenhouse

				
mm	mm	mm		
DREL400	515	196	185	3,6

S433

Table Top Fresh Garden Small footprint & easy to use!



Grow your favorite herbs, vegetables in pots or straight in the tray.



Full comfort of use Depending on the season!



Respana Starter Set

				
mm	mm	mm		
INST01	576	460	190	-

S433



Grow Tray



Table Greenhouse



Product images for illustrative purposes only, may differ from the actual product.



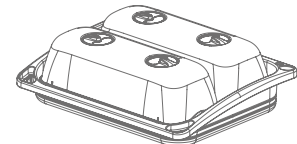
Respana Grow Tray

				
mm	mm	mm		
INTC60	576	456	110	-

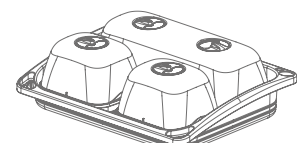
S433

Create your own set

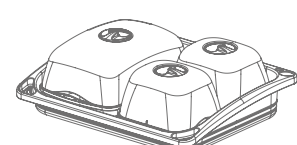
Respana Grow Tray + Respana Table Greenhouse



INTC60 + 2x DREL400P



INTC60 + 1x DREL400P + 2x DREM260P



INTC60 + 1x DREH400P + 2x DREM260P





R Cup

	mm	mm	mm
INNA	122	105	226

S411



R Scoop1

	mm	mm	mm
INLM	288	53	34

S411



R Scoop2

	mm	mm	mm
INLD	288	85	46

S411



R Digger

	mm	mm	mm
INPI	152	34	207

S411



R Fork

	mm	mm	mm
INGR	254	79	105

S411



R Hoe

	mm	mm	mm
INMO	290	80	196

S411



R Fork Seeder

	mm	mm	mm
INSE	255	86	58

S411



R Cultivator

	mm	mm	mm
INWD	251	78	54

S411



R Rakes

	mm	mm	mm
INGRL	520	172	63

S411

regular



Full comfort of use
Depending on the season!



R Cup Plus

	mm	mm	mm
INNAAB	122	105	226

4C



R Scoop1 Plus

	mm	mm	mm
INLMAB	307	53	34

4C



R Scoop2 Plus

	mm	mm	mm
INLDAB	307	85	46

4C



R Digger Plus

	mm	mm	mm
INPIAB	171	34	207

4C



R Fork Plus

	mm	mm	mm
INGRAB	273	79	105

4C



R Hoe Plus

	mm	mm	mm
INMOAB	309	80	196

4C



R Fork Seeder Plus

	mm	mm	mm
INSEAB	274	86	58

4C



R Cultivator Plus

	mm	mm	mm
INWDAB	270	78	54

4C



R Rakes Plus

	mm	mm	mm
INGRLAB	539	172	63

4C



Extra strong - ABS power!



JOIN THE NATURE
regular collection



Respana Gardening Tools Set

	mm	mm	mm
	370	200	120



S411



Dry Pad

	mm	mm	mm
	716	348	33

S411



regular

multifunctional usage



adjust the size
of the mesh



Respana Garden Sieve

	mm	mm
ISI0370M	370	104

S411

Sturdy gardening tool, perfect for filtering stones and debris from soil. The durable and lightweight sieve is easy to use and clean.

fix size mesh 10 mm



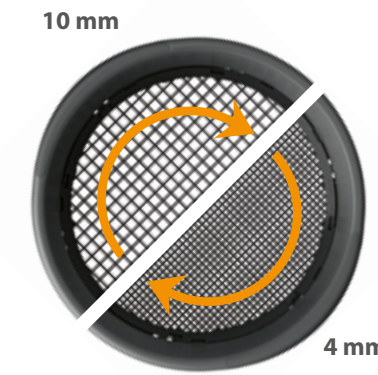
Respana Garden Sieve

	mm	mm
ISI0370	374	104

S411

Sturdy gardening tool, perfect for filtering stones and debris from soil. The sieve rotating by 180 degrees allows you to adjust the size of the mesh from 10 mm to 4 mm, depending on the individual needs of each user.

simple twist move
& adjust the size of the mesh
from 10 mm to 4 mm



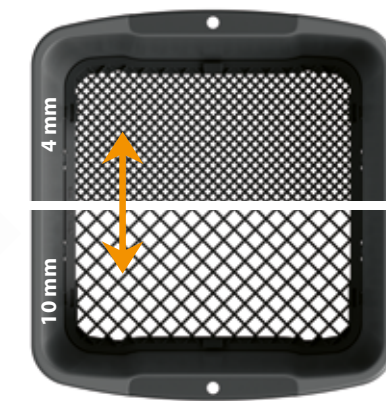
Respana Garden Sieve

	mm	mm	mm
ISI0400	394	294	108

S411

Rectangular garden sieve, ideal for sifting large clumps of soil or compost. The sieve has an ability to adjust the size of the mesh from 10 mm to 4 mm with one simple move.

simple slide move
& adjust the size of the mesh
from 10 mm to 4 mm



Prosperplast®
regular



JOIN THE NATURE
regular collection



Watch Video



Tomato Grower

IPOM300	295	245	1152	12,0	
IPOM400	392	315	1530	28,0	

S433



new size

Tomato Grower

IPOM350	345	265	1270	18,0	

S433



A pot that provides optimal conditions for growing tomato plants. The set is equipped with rings that surround the plant and stabilise the crop.

new size



space for watering



Compatible
with Tomato Grower
IPOM 300 / IPOM400
IDPO300/ IDPO400

Independent application kit compatible with Tomato Grower.



Tomato Grower Cap

	mm	mm
IPOC400	385	51
S429		


Compatible
with Tomato Grower
IPOM 300 / IPOM400
IDPO 300 / IDPO400



Independent application kit compatible with Tomato Grower, Home Grower.

regular

Grow your gorgeous
garden with absolute ease!



new



HOME
GROWER

Compatible with Tomato Grower Cap IPOC400.



new

Home Grower

	mm	mm	mm	mm
DEPO300	292	283	1080	14,5
DEPO400	390	375	1415	35,0

S433

2411U

4665W

Saucer in 4665W



Home Grower is a specialized planter designed for home cultivation of climbing vegetables, fruits, and ornamental plants requiring support. With the option to disassemble the supporting structure, enabling vertical growth and optimal utilization of cultivation space. It is a unique blend of functionality with thoughtful design; the planter not only fulfills its purpose but also presents itself beautifully. Home Grower is available in two sizes and three color variations, including the ECO Wood version. The product is made from material resistant to weather conditions and solar radiation.

Prosperplast®
regular



JOIN THE NATURE
regular collection



enjoy your potatoes



Potato Grower

	mm	mm	mm
IZIE300	295	245	12,0
IZIE400	392	316	28,0

S433

A pot that makes it possible to grow organic potatoes on your balcony. Its special design enables trouble-free harvesting of vegetables.



Plant potato bulbs into the soil.

Keep adding the soil.

regular

Grow your gorgeous garden with absolute ease!

Provide your plants with a comfortable start.



The openings at the bottom

new



new



Planti

	mm	mm	mm
DMLR120	125	110	0,9
DMLR140	145	128	1,4
DMLR160	165	146	2,1
DMLR190	195	160	3,1
DMLR230	235	190	5,4

S429

R624

405U

S411

Grower

	mm	mm	mm
DOGR110	109	100	0,6
DOGR125	124	114	1,0
DOGR140	139	128	1,3
DOGR160	159	146	2,0
DOGR180	179	165	3,0
DOGR200	199	183	4,0
DOGR240	235	216	6,5

S429

S449

G851

443U

The Planti and Grower is ideal for sowing seedlings or direct seeding. It works perfectly for growing plants indoors. The openings at the bottom of the planter allow for controlled drainage of excess water. Made of durable material, it is designed for multiple uses.





SUPPORTS FLOO

Floo Supports: Sets of various elements such as stakes, spirals, rings, crossbars, and clips that serve as support for plants in their growth. They stand out for their versatility in application, suitable for different types of plants and various locations like gardens, balconies, or patios. Functional sets offer diverse configuration options, allowing for flexible adaptation to plant needs or overall floral composition. Plant supports are easy to assemble and disassemble, allowing for independent assembly and modifications to the structure at any time. Thanks to their wide and deep anchors, they can be easily driven into the ground, providing stability for the climbing plant structure.

Floo Supports IFLS1

Set Contains:

8 pcs - 60 cm

16 pcs

8 pcs

4 pcs

24 pcs

8 pcs

dimensions:
~ 21 x 21 x 120 cm

G851

Closed structures are ideal for arrangement
in a flowerpot with dimensions of 30 x 30 cm.



Compatibility:
Sierra, Madera

Elevate your plants to a higher level!

Prosperplast®

Floo Supports IFLS2

Set Contains:

8 pcs - 60 cm

16 pcs

8 pcs

4 pcs

24 pcs

8 pcs

dimensions:
~ 29 x 29 x 120 cm

G851

Closed structures are ideal for arrangement
in a flowerpot with dimensions of 40 x 40 cm.



Compatibility:
Sierra, Madera



Floo Supports IFLS3

Set Contains:

12 pcs - 60 cm



18 pcs



18 pcs



3 pcs



36 pcs



6 pcs

dimensions:
~ 60 x 120 cm

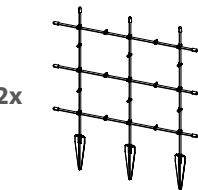
G851

The set allows for creating one of three construction variants for plant support.

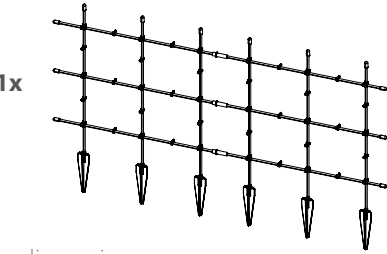
The construction will work perfectly with plants such as climbing roses, ivy, hops, clematis, sweet peas, beans, wisteria, climbing nasturtium.



option



dimensions:
~ 60 x 60 cm



dimensions:
~ 120 x 60 cm



Floo Supports IFLS4

Set Contains:

36 pcs - 60 cm



54 pcs



45 pcs



21 pcs




110 pcs



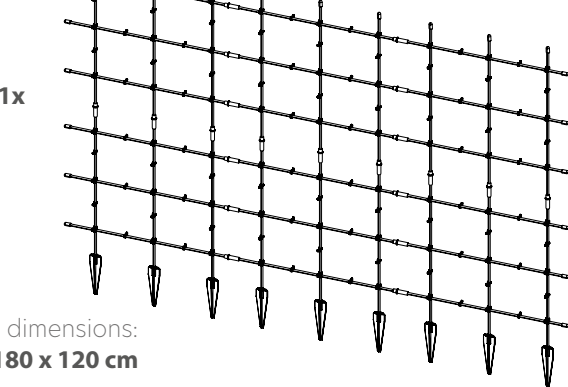
9 pcs

dimensions:
~ 120 x 180 cm

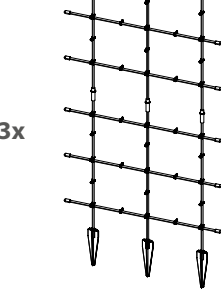
1x



option



dimensions:
~ 180 x 120 cm



dimensions:
~ 60 x 120 cm



The set allows for creating one of three construction variants for plant support.

The construction will work perfectly with plants such as climbing roses, ivy, hops, clematis, sweet peas, white beans, decorative peas, climbing nasturtium, wisteria, climbing hydrangea.

Elevate your plants to a higher level!



JOIN THE NATURE
regular collection



SUPPORTS
FLOO

Floo Supports

IFLS5

Set Contains:

4 pcs - 44 cm

4 pcs - 32 cm



2 pcs



2 pcs



2 pcs



16 pcs




3 pcs



3 pcs



6 pcs



8 pcs

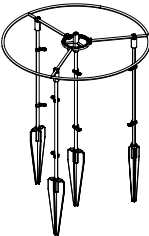
dimensions:
~ Ø 35 x 80 cm

1x



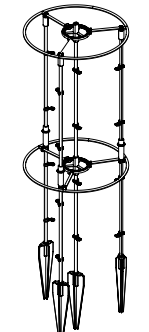
option

2x



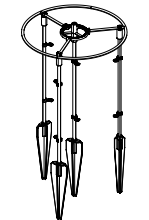
dimensions:
~ Ø 35 x 32/44 cm

1x



dimensions:
~ Ø 25 x 80 cm

2x



dimensions:
~ Ø 25 x 32/44 cm

Floo Supports

IFLS6

Set Contains:

8 pcs - 32 cm



1 pc



6 pcs



10 pcs



4 pcs



1 pc




1 pcs



20 pcs



4 pcs



4 pcs

dimensions:
~ Ø 25 x 60 cm

1x



option

1x



dimensions:
~ Ø 38 cm

1x



dimensions:
~ 27 x 27 cm

Floo Supports

IFLS7

Set Contains:

8 pcs - 44 cm



1 pc



6 pcs



15 pcs



4 pcs



1 pc




1 pcs



32 pcs



4 pcs



4 pcs

dimensions:
~ Ø 35 x 90 cm

1x



option

1x



dimensions:
~ Ø 50 cm

1x



dimensions:
~ 35 x 35 cm



JOIN THE NATURE
regular collection

TUNNEL
Floo



A small space, big possibilities - a green corner in your garden.



quick and easy installation



Floo Tunnel

	mm	mm	mm
IFLT1	500	110	860

G851

Possibility of double-sided clamping of the film sheet.



Floo Tunnel

	mm	mm	mm
IFLT2	500	110	860

G851

A low greenhouse for plant cultivation available in two lengths: 240 cm and 360 cm. The greenhouse features a foil with aluminum eyelets for fastening to the ground. A solution that works well for both amateur strawberry cultivation and field cultivation.

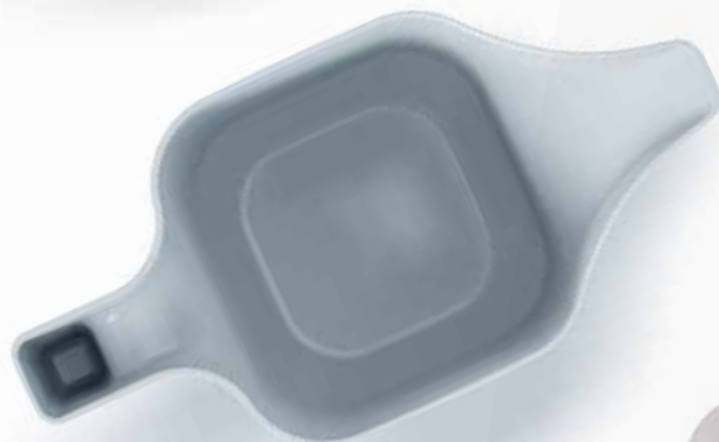


JOIN THE NATURE
regular collection



Discover

watering cans
collection



new



Prosperplast®
regular

new



Rivo

mm	mm	mm	mm	mm
IKRI17	341	116	170	1,7



CPNO
S449



CPNO
443U



CPNO
2411U



CPNO
S433



CPNO
4985U

Rivo watering can – sleek form, modern design. Crafted from durable plastic, it combines minimalist aesthetics with everyday functionality. The long, narrow spout allows for precise watering, even in hard-to-reach spots, while the ergonomic handle ensures a comfortable and secure grip. Perfect for watering plants indoors, on balconies, or in the garden.





JOIN THE NATURE
regular collection

Discover

Tubi collection



The colour range applies to the 1 L and 1.6 L volumes.



The colour range applies to the 1 L and 1.6 L volumes.



Tubi watering can with a sleek, modern design. Made of sturdy plastic, it features a long, narrow spout for accurate pouring and a square opening for easy refilling. The ergonomic handle ensures comfortable grip and control during watering.



Prosperplast®
regular



JOIN THE NATURE
regular collection



Prosperplast®
regular



Tubo

	mm	mm	mm	
IKT2	272	128	246	2,0

S449	4985U	443U
2411U	S433	446U
117U		



Jug

	mm	mm	mm	
IKJ2	240	120	200	1,8

S449	4985U	443U
2411U	S433	446U
419U		




Ibis

	mm	mm	mm	
IKI2	255	127	236	2,0





S449	2411U	443U
S433	446U	

Jug watering can, made of durable materials. The ergonomic handle allows for comfortable carrying and the spout shape helps in directing the water stream precisely.






Spray

				
IS006	100	215	0,6	
IS012	120	245	1,2	
	623U	S433		







Eos

				
IKE015	291	110	222	1,5
	S449	623U	S433	



Koni

				
IKON2	350	110	225	1,8
IKON5	500	150	300	4,5
	R200	G800	623U	
	S433			


Koni watering can is a trusted solution designed mainly for gardening activities. With a removable spring rose. The large handle increases the comfort of use. Idoz, a very simple and functional irrigation system. Your plants can even be left unattended for a few days.



regular







Giraffe

				
IKW2	334	140	326	1,5
	CY728	623U	S433	




Coubi

				
IDUKON2	313	118	306	2,0
	S449	623U	S433	



Zebra

				
IKZ02	352	102	224	2,0
IKZ05	540	140	290	5,0
IKZ10	553	174	365	10,0
	623U	S433		

Giraffe is a modern, slim watering can with a matt surface. Thanks to the special profile of its neck design don't cause overflowing.

Zebra practical watering can is a basic element of any garden or plot. The product is very light and handy, but also resistant to impact and denting. With a removable sieve. Available in three sizes – 2, 5 and 10-litre.



Prosperplast®
regular



JOIN THE NATURE
regular collection



Aqua

	mm	mm	mm	l
IKA05	580	123	265	5,0
IKA10	650	157	360	10,0

361C



Spring

	mm	mm	mm	l
IKSP02	380	108	235	2,0
IKSP03	394	120	265	3,0
IKSP05	455	150	305	5,0
IKSP08	500	170	345	8,0
IKSP10	525	180	370	10,0
IKSP14	575	205	390	14,0

G642



Classico

	mm	mm	mm	l
IKCL05	406	185	290	5,0
IKCL10	500	230	350	10,0

B68M



Agri

	mm	mm	mm	l
IKAG75	605	160	370	7,5
IKAG100	635	180	400	10,0

S411



Spring Rose

	mm	mm
ISIT	51	50
ISIT1	61	60

S411

T16C

ISIT3	104	120
-------	-----	-----

S411

ISIT	Koni IKON2	Zebra IKZ02		
ISIT1	Koni IKON5		Spring IKSP03	
ISIT3		Zebra IKZ05 IKZ10	Spring IKSP05 / IKSP08 IKSP10 / IKSP14	Classico IKCL05 IKCL10



Gikabe

	mm	mm	mm	l	sec
IGIKA	400	260	450	~7/10l	~5sec

S433



quick-water system

Thanks to innovative Gikabe quick-water system you don't have to waste your time on filling a bucket or watering can in a traditional way. All you have to do is press the button in the tank and the watering can or bucket will fill with water immediately.



Prosperplast®




GARDEN CELLAR

A garden cellar as an additional space for storing food, maintaining a stable, relatively low temperature. The temperature conditions in the underground cellar make it possible to store preserves, fresh vegetables, as well as wines.

Thanks to this, the cellar provides us with measurable economic benefits, such as a significant reduction in electricity bills. It is a great alternative for additional storage space for homeowners without a basement or pantry. The assembly of the cellar is extremely simple and it takes about 5 hours to set it up. You need approx. 5m² of undeveloped space in your garden to install this modern dugout.

The material used in the production ensures high durability and resistance to moisture. Thanks to high tightness, it also prevents unwanted guests such as rodents from getting inside.

Gravity ventilation allows free air exchange and does not require any mechanisms to operate. Air exchange occurs under the influence of temperature differences.



Ovo

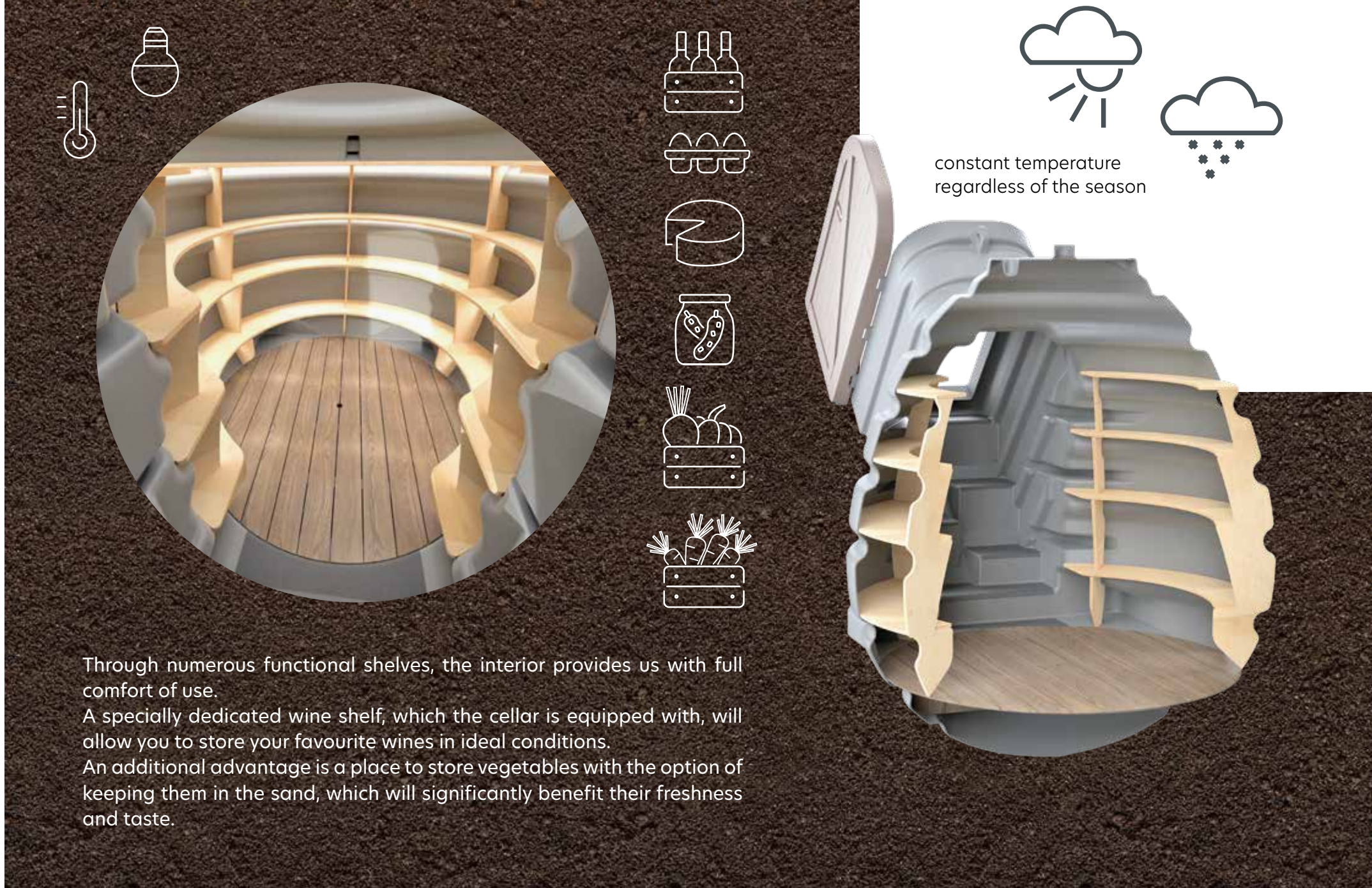
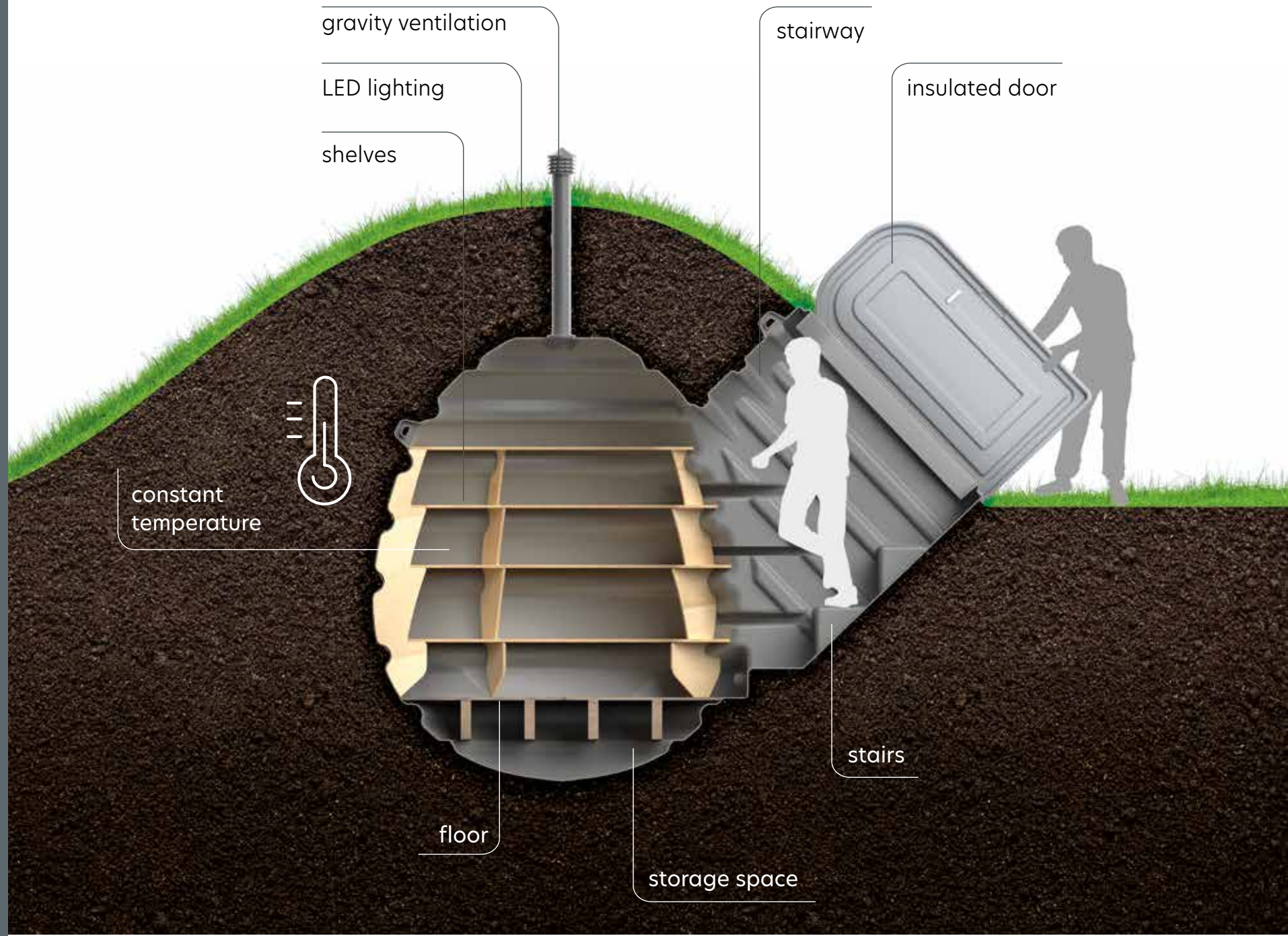
	←	↘	↓	⌂
mm	mm	mm		
ROV	3570	2200	2600	7500,0

The cellar is environmentally friendly - it works without energy consumption.





JOIN THE NATURE
regular collection





great help
with gardening



55 l
capacity



Load&go

	mm	mm	mm	
IW055C	500	610	840	55,0
IW055Z	500	610	840	55,0

370U S411
IW055C - black
IW055Z - green

Universal, capacious, and easy to push two-wheeled transport wheelbarrow with a lightweight stable design.



85 l
capacity



Load&go II

	mm	mm	mm	
IW085C	790	570	715	85,0
IW085Z	790	570	715	85,0

370U S411
IW085C - black
IW085Z - green

Multifunctional usage- push & pull option.



95 l
capacity



Load&go II

	mm	mm	mm	
IW095C	840	575	925	95,0
IW095Z	840	575	925	95,0

370U S411
IW095C - black
IW095Z - green

Thanks to its large capacity, the wheelbarrow makes it possible to transport a large amount of material at once. Very manoeuvrable thanks to reinforced rubber wheels.



Solid & durable wheels



Solid & durable wheels

Prosperplast®
regular

90 l
95 l
110 l
capacity



Wheeler

	mm	mm	mm	
NBWB90	583	394	783	90,0
NBWB95	540	496	762	95,0
NBWB110	540	496	852	110,0

S411

Wheeler is a mobile bin equipped with wheels and a handle for transportation, thanks to which it can be always where it is needed. Its tight lid isolates unpleasant smells, and a latch in the lid prevents it from being opened by the wind. The smoothly finished interior makes it easy to clean. The model is available in three sizes, so it meets the individual needs of the user.

80 l
120 l
160 l
capacity



Smooth

	mm	mm	mm	
IDSM80U	565	464	650	80,0
IDSM120U	696	594	670	120,0
IDSM160U	695	600	878	160,0

429U S411

The Smooth bin is perfect for garden, allotment garden or office. It is made of high-quality material with high resistance to external factors. The sturdy side handles make it very easy to carry. The aesthetic lid allows you to hide the contents - it can be waste, compost, branches or rainwater. The model is available in three sizes, depending on the user's needs.





great help
with gardening



Multi Holder

	mm	mm	mm
IWN1	310	98	70

405U



Multi Holder

	mm	mm	mm
IWN2	597	128	118

405U



regular

A modern, wall-mounted holder with rubber finish. Solves the problem of keeping portable tools perfectly.

Your tools will be organised.



Bear Paw

	mm	mm	mm
IGLIS1	390	70	520

*not assembled

370U

Bear Paw leaf scoop is a perfect tool for tidying up the garden, useful all year round. It will help you gather a large amount of leaves or cut grass at a time, protecting your hands. The set of hand rakes includes 2 „paws“ finished with convenient grips.



great help
with gardening
tools



Focus

	mm	mm	mm
IGR2	460	170	1650

R585

G642



Expert

	mm	mm	mm
IGR3	496	420	1820

R585

G642

S433



Expert Alu

	mm	mm	mm
IGR3A	496	420	1950

R585

G642

S433

regular

An indispensable tool in every garden. Durable, perfect for removing leaves in the autumn or raking cut grass in the summer.



Focus Baby

	mm	mm	mm
IBDG	217	155	710

361C

3005U

1788C



Load Baby

	mm	mm	mm
IBLD	194	198	740

361C

3005U

1788C



Load Baby Alu

	mm	mm	mm
IBLA	194	198	715

361C

3005U

1788C

A collection of tools created for „young gardeners“. Perfect for the sandpit or the beach.



JOIN THE NATURE
regular collection



Woodebox

	mm	mm	mm	mm
MBWL140	585	460	550	140
MBWL190	780	438	550	190
MBWL280	1160	438	550	280

440U S433

Boardebox

	mm	mm	mm	mm
MBBL190	780	433	550	190
MBBL280	1160	433	550	280

440U S433

Available in three sizes. The smaller one will perfectly fit a small space in blocks of flats – balconies, terraces.

Multifunctional Storage Woodebox | Boardebox- ideal solution to storage It's a perfect solution for keeping cushions, blankets, garden gadgets, smaller furniture or toys for children. The built-in loop for padlock gives you option to secure content inside. It is a practical storage box. Lightweight construction provides adequate ventilation and protection against rain. Pattern inspired by wood texture.



ideal storage
solution



Boxe Matuba

	mm	mm	mm	mm
MBM310	1190	480	600	310

440U S433

Boxe Rato

	mm	mm	mm	mm
MBR310	1190	480	600	310

440U S433

It is a practical storage box easy to move around thanks to the wheels. Lightweight construction provides adequate ventilation and protection against rain. Comes in 2 different panel finishes; mosaic, patterns inspired by natural woven bamboo or rattan.

Boxe Rato Plus

	mm	mm	mm	mm
MBRP290	1140	470	594	290

440U S433

Boxe Board

	mm	mm	mm	mm
MBBD290	1166	470	595	290

440U S433

Boxe is a perfect solution for keeping cushions, blankets, garden gadgets, smaller furniture or toys for children. The built-in loop for padlock gives you option to secure content inside. Thanks to built-in wheels it can be easily moved around.



JOIN THE NATURE
regular collection



ideal storage solution



100% made
of recycled
material



Boxe is a perfect solution for keeping cushions, blankets, garden gadgets, smaller furniture or toys for children. The built-in loop for padlock gives you option to secure content inside. Thanks to built-in wheels it can be easily moved around.



living style



Uniqubo

	Ø mm	h mm	L mm
IKUB20	337	292	20
IKUB35	390	400	35
IKUB55	447	450	55

S433



Uniqubo

	Ø mm	h mm	L mm
IKUB55STP	447	450	55

S433

regular

The harmony of proportions and elegant shape make this line an ideal complement for every interior and house surroundings. They are made of a lightweight, yet durable material, easy to clean and weatherproof.



Uniqubo

	Ø mm	h mm	L mm
IKUB20T	337	292	20
IKUB35T	390	400	35
IKUB55T	447	450	55

S433



The Uniqubo Set3, Set5 multi-functional furniture set ensures high comfort of everyday use, and its components can be arranged as you like. The openwork seats and the table with a top made of natural material can perform very well in the recreational garden space, on the terrace or balcony, or in the home relaxation zone. They are made of a lightweight, yet durable material, easy to clean and weatherproof.



Uniqubo Set 3

	Ø mm	h mm	L mm
IKUBS3	447	450	-

S433



1 basket with lid

2 seats



Uniqubo Set 5

	Ø mm	h mm	L mm
IKUBS5	447	570	-

S433



1 basket with lid

4 seats



JOIN THE NATURE
regular collection

living style



Clubø

	mm	mm	mm
ICLU25	335	330	25
ICLU35	386	358	35
ICLU50	450	410	50
ICLU100	590	455	100

S433



regular



Clubø

	mm	mm	mm
ICLU25T	335	330	25
ICLU35T	386	358	35
ICLU50T	450	410	50
ICLU100T	590	455	100

S433



The harmony of proportions and elegant round shape make this line an ideal complement for every interior and house surroundings. They are made of a lightweight, yet durable material that is easy to clean and weatherproof. Clubø has a removable lid that allows a wide range of applications of this basket and is available individually or in a set of 2 baskets.



Clubø Set

	mm	mm
ICLU1S	386	358

S433



ICLU2S + ICLU3S



Clubø Set

	mm	mm
ICLU2S	450	410

S433



ICLU3S + ICLU50



Clubø Set

	mm	mm
ICLU3S	590	455

S433



ICLU50 + ICLU100



Clubø Set

	mm	mm
ICLU4S	590	455

S433



ICLU2S + ICLU3S

	mm	mm
ICLU2S	450	410
ICLU3S	386	358

S433



Clubø Set

	mm	mm
ICLU2TS	386	358

S433



ICLU25T + ICLU35T



Clubø Set

	mm	mm
ICLU50T	450	410

S433



ICLU50T + ICLU100T



Clubø

	mm	mm	mm
ICLUE30	440	298	375
ICLUE55	570	348	456

S433



Clubø

	mm	mm	mm
ICLUE30T	440	298	375
ICLUE55T	570	348	456

S433



Clubø Set

	mm	mm	mm
ICLUE1S	570	348	456

S433



ICLUE30 + ICLUE55



Clubø Set

	mm	mm	mm
ICLUE1ST	570	348	456

S433



ICLUE30T + ICLUE55T



Prosperplast®
regular





living style

JOIN THE NATURE
regular collection



Zanzi Basket

	mm	mm	mm	
IKPIR 380	374	402	25	
IKPIR 430	430	463	40	
	7501U	S433		



Zoe Basket

	mm	mm	mm	
IKPIO370	364	359	25	
IKPIO430	419	408	40	
	7501U	S433		

regular



The harmony of proportions and elegant shape make this line an ideal complement for every interior and house surroundings. They are made of a lightweight, yet durable material, easy to clean and weatherproof.



Umbrella Base

	mm	mm	mm	
MPOD	390	130	10,0	
	S449	440U	G851	



Umbrella Base

	mm	mm	mm	
MPOR	390	130	10,0	
	S449	440U	S433	

hot and sunny days



Umbrella Base

	mm	mm	mm	
MPKD	390	390	130	12,0
	S449	440U	G851	



Umbrella Base

	mm	mm	mm	
MPKR	390	390	130	12,0
	S449	440U	S433	

Round and square trays for garden umbrellas which, after filling with sand or water, guarantee the stability of your sun cover. A choice of rattan or wood texture.



helpful in arranging
the garden space,
separating different
areas



Palisade

	← mm	↑ mm
IPAK1	3827	115/12

Total ~ 3,8m

R222 405U

A pile wall consisting of a system of modules, enabling a line of flower beds to be created in any shape.



Palisade

	← mm	↑ mm
IPAK2	3834	115/12

Total ~ 3,8m

R222 405U

A pile wall which helps to separate the flower beds from the lawn or stone path. Its modular design and the shape of each element enables the creation of flower-bed contours.



Palisade

	← mm	↑ mm
IPAL6	3020	100

Total ~3,02m

R624 R222

The convenient module connection system allows you to mould its shape freely, while the lawnmower's wheels may travel on the special flange. Perfect for example for separating the lawn from flower beds.



Palisade

	← mm	↑ mm
IPAL7	4050	60

Total ~ 4,05m

R624 R222 S443



Palisade Border

	← mm	↑ mm
IPBO	2500	228/130

Total ~ 2,5m

R624 R222

Helpful in arranging the garden space, separating different areas. Thanks to the flexible modules and easy connections, they can be installed without tools.



Palisade

	← mm	↑ mm
IPALPLUS	2350	250/150

Total ~ 2,4m

R624 R222

A big advantage of palisade is their height which enables them to be used even in case of significantly raised terrain or particularly lush vegetation. Their structure resembles wood, which highlights the aesthetic appearance of the garden.



Palisade

	← mm	↑ mm
IPAL5	2700	240/155

Total ~ 2,7m

R624 R222 405U

Palisade is very useful especially in gardens situated on uneven ground. Its height allows it to be used even in case of significantly raised terrain or particularly lush vegetation. The structure of the pin prevents its breaking during mounting.



quick and easy
installation



Garden Stone

IBST	3900	187

422U	S433
------	------

Garden Palisade that allows you to quickly divide the garden or set its boundaries. It also works well for marking out garden alleys or paths in the greenhouse. The subdued colours and stone-like structure perfectly match the vegetation, concrete accessories and other garden elements.



Garden Border

IBRA	3900	186,5

Total ~ 3,9m

R624	R222	405U
------	------	------

Garden edging which enables the garden to be divided into designated areas. Very long, flexible modules with a texture imitating rattan braid.



Garden Border

IBWI	3900	186,5

Total ~ 3,9m

R222	405U
------	------

Garden edging which enables the garden to be divided into designated areas. Very long, flexible modules with a texture imitating rattan braid.



Garden Fence

IKRR	5950	160

Total ~ 5,9m

G851

Garden border is particularly easy to mount, and at the same time robust and durable. The product is resistant to mechanical damage and sunlight.



Garden Line

IKRA	10000	90

Total ~ 10m

R222

The perfect solution for anybody who appreciates simplicity and convenience – can be dismantled and placed elsewhere at any time without the risk of damaging plants.



quick and easy
installation



Garden Classic

IPLSU	3220	350

Total ~ 3,2m

S449	R624	R222
------	------	------

Garden fence is an universal and popular product. It provides robust fencing with simple mounting. The „CLICK“ system allows you to connect individual elements easily.



Garden Classic

IPLSU2	3600	520

Total ~ 3,5m

S449	R624	R222
------	------	------

The „CLICK“ system allows you to connect individual elements easily.



Drab

IDR1	160	380

IDR2	183	500
IDR3	185	560
IDR4	200	670

R222	S433
------	------

The „Drab“ flower stand will support flimsy, fragile plants.



JOIN THE NATURE

regular collection

new

Base Plant

Base Plant is a range of lightweight and functional mini garden beds designed for simple and visually appealing plant cultivation in a variety of outdoor spaces. Made from durable composite material resistant to mechanical damage, UV rays, and changing weather conditions, these beds offer long-lasting performance in open-air environments.

Base Plant mini beds are easy to assemble, requiring no tools, and their modular design allows for flexible configuration to suit different layouts and user preferences. Individual modules can be joined together to form larger, well-organised planting areas that enhance both function and appearance.

The range includes four variants: rectangular and square mini beds available as single units or in double sets, enabling users to arrange planting spaces freely in gardens, on terraces, or in urban green zones.



Prosperplast®

~ 67 L capacity

Base Plant

IBPS67	618	618	230	~ 67
--------	-----	-----	-----	------

S433 4665W wood

~ 134 L capacity

Base Plant

IBPS134	618	618	2 x 230	~ 134
---------	-----	-----	---------	-------

S433 4665W wood

~ 83 L capacity

Base Plant

IBPS83	756	618	230	~ 83
--------	-----	-----	-----	------

S433 4665W wood

~ 166 L capacity

Base Plant

IBPS166	756	618	2 x 230	~ 166
---------	-----	-----	---------	-------

S433 4665W wood

options



JOIN THE NATURE
regular collection


quick and easy installation

Base Woody



quick and easy installation


A durable and functional garden bed that can also be used as a raised bed. Resistant to damage, changing temperatures and UV radiation. The combination of several elements upwards creates comfortable and ergonomic flowerbeds adapted to the environment.



Base Woody

IBWS	756	756	250	~121
------	-----	-----	-----	------


7587U S433 4665W



Base Woody

IBWR	1492	756	250	~238
------	------	-----	-----	------

7587U S433 4665W



Base Woody

IBWH	1480	1290	250	~300
------	------	------	-----	------

7587U S433 4665W





step 1



step 6



step 11



step 2



step 7



step 3



step 8



step 4



step 9




step 5



step 10



step 12



Border 0645

	mm	mm	mm
IB0645	4800	84	45

Total ~ 4,8m

S411

Thanks to the edges, you can designate and restrict any shapes of paths made of gravel or chippings, for example for pedestrians or bicycles in parks and green areas. It can also be successfully used to separate a lawn from arable land. Quick and easy installation.



quick and easy installation



Border 1045

	mm	mm	mm
IB1045	8000	84	45

Total ~ 8m

S411



Border 1057

	mm	mm	mm
IB1057	8000	84	57

Total ~ 8m

S411



Harpoon Peg 120

	mm	mm	mm
IHR12050	44	37	125

S411

Harpoon Peg 200

	mm	mm	mm
IHR20050	67	38	209

S411

Pins (anchors) with tips for attaching edging, agrotexiles and geogrids to the ground.



universal product use




Sharkie

	mm	mm	mm	
ISSS	95	290	65	0,7

G642 B333



Sharkie you to dose the spread product accurately. In the winter, it lets you spread salt and sand, while in the summer it is perfect for seeds and fertilizer.



Plant

	mm	mm	mm
IKP2C	600	400	33
IKP2C1	600	400	33

S411

Plant paving panels will reinforce any ground – the lawn, driveway, parking space – and protect it against damage.



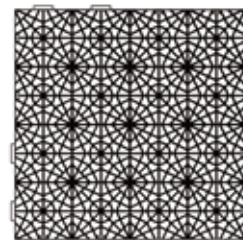
Pad

	mm	mm	mm
IKRT1	600	200	25

Total 0,95m²

R222

Panels is a universal product with unlimited potential uses. It protects the surface against damage, scratches, moisture etc. Useful on uneven areas – any items placed on its surface will be more stable. Individual modules can be easily connected and disconnected.



Mosaic

	mm	mm	mm
IAK401	397	397	10

can be used as a compostor bottom

S411




Mosaic Edge


	mm	mm	mm
IOL40	380	50	10

S411

Simple and very easy-laid tiles to suit the area close to the swimming pool, balcony, lawn or garage. Thanks to easy assembly it allows to arrange any surface on the flat ground. Wide range of applications allows for example for quick assembling of a comfortable floor.



Openwork design
allows
free drainage



Easy Square

	mm	mm	mm
IES40	400	400	20

Total 1,5m²

S411



Panels is a universal product with unlimited potential uses. It protects the surface against damage, scratches, moisture etc. Useful on uneven areas – any items placed on its surface will be more stable. Individual modules can be easily connected and disconnected.



JOIN THE NATURE
regular collection



Make your own organic
fertiliser from common
garden and meadow plants

Combioliq

IBFT25	IBFT55
296	380
425	590
25,0	55,0


S411

25 l
capacity

55 l
capacity

The Combioliq tank

ensures safe storage of the preparation (in a shaded place, usually for more than one month), while the special cover design protects the liquid against insects and allows free gas exchange, which effectively eliminates the unpleasant smell of a maturing fertiliser.



Combiosoil

IKUGL	Combiosoil
250	530
11,0	

S411





JOIN THE NATURE
regular collection



new
quick
and easy
installation



Compobox is a compact and easy-to-assemble compost bin composed of modules that can be put together quickly without the need for tools. The top module features a large opening for depositing organic waste, closed with a cover secured by a special padlock included in the set. This feature ensures that the compost bin is protected from accidental opening by wind or animals. The bottom module contains two slides for convenient removal of compost. All modules feature numerous holes providing proper airflow and enabling moisture for effective decomposition of organic matter. The lower part of the compost bin is stabilized on the ground with 4 pegs. The pegs and padlock are attached to the underside of the cover during sale.



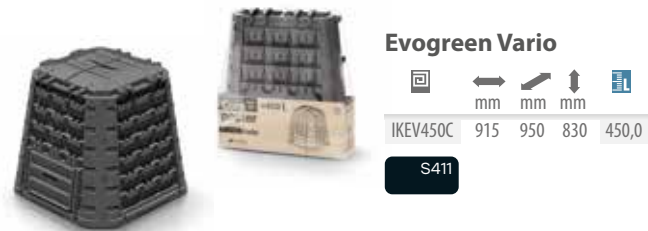
JOIN THE NATURE
regular collection



new
quick
and easy
installation



Prosperplast®



Evogreen Vario

IKEV450C	915	950	830	450,0

S411



Evogreen Vario

IKEL450C	915	950	830	450,0

S411



Evogreen Vario

IKEV750C	915	950	1200	750,0

S411



Evogreen Vario

IKEL750C	915	950	1200	750,0

S411



Evogreen Vario

IKEV1050C	915	950	1570	1050,0

S411



Evogreen Vario

IKEL1050C	915	950	1570	1050,0

S411

Segment compost bins Evogreen Vario. It combines all the benefits of the traditional Compogreen compost bin with enormous efficiency. Practical and ecological solution for gardens and agricultural plots of large areas.



JOIN THE NATURE
regular collection



new
quick
and easy
installation



Easy to assemble composter consisting of modules, which allows for quick assembly without the use of tools. Equipped with an ergonomic lid and bottom sliders, it ensures convenient filling of organic residues and easy compost removal.



JOIN THE NATURE
regular collection

perfect for producing
compost



Compogreen Woody



IKST280	596	600	815	280,0
---------	-----	-----	-----	-------

easy to join Mosaic

S433



Compogreen Woody



IKL280	596	600	815	280,0
--------	-----	-----	-----	-------

easy to join Mosaic

S433



Compogreen



IKST220C	610	610	753	220,0
IKST320C	700	700	800	320,0

S411



Compogreen



IKL220C	610	610	753	220,0
IKL320C	700	700	800	320,0

S411



regular



Compogreen



IKST380C	719	719	826	380,0
----------	-----	-----	-----	-------

S411



Compogreen



IKL380C	719	719	826	380,0
---------	-----	-----	-----	-------

S411



Biocompo



IKBI500C	1018	1018	844	500,0
----------	------	------	-----	-------

S411



Biocompo



IKBI900C	1146	1146	1165	900,0
----------	------	------	------	-------

S411

Biocompo compost bin. It is perfect for producing compost yourself. Easy to assembly and resistant to damage. Its closed form prevents animals from accessing waste products stored inside, while small holes enable air circulation. The moveable flap at the bottom allows the ready fertilizer to be taken out easily to facilitate fertilization on an ongoing basis.

Prosperplast®

regular



Segment compost bins Module Compogreen. It combines all the benefits of the traditional Compogreen compost bin with enormous efficiency. Practical and ecological solution for gardens and agricultural plots of large areas.



	Module compogreen  IKSM800C 1350 719 826 800,0 S411	
	Module compogreen  IKSM1200C 1980 719 826 1200,0 S411	
	Module compogreen  IKSM1600C 2610 719 826 1600,0 S411	
	Module compogreen  IKLM800C 1350 719 826 800,0 S411	
	Module compogreen  IKLM1200C 1980 719 826 1200,0 S411	
	Module compogreen  IKLM1600C 2610 719 826 1600,0 S411	



Compost bin from the Evogreen line. The lid of the bin is equipped with a metal bar hinge and a convenient handle for opening. Evogreen is characterised by its convenient and stable structure and proven resistance to mechanical damage and adverse weather conditions. The small holes enable constant air circulation.

	Evogreen  IKEV420C 885 885 800 420,0 S411	
	Evogreen  IKEV630C 900 910 1070 630,0 S411	
	Evogreen  IKEV850C 900 910 1345 850,0 S411	
	Evogreen  IKEL420C 885 885 800 420,0 S411	
	Evogreen  IKEL630C 900 910 1070 630,0 S411	
	Evogreen  IKEL850C 900 910 1345 850,0 S411	



Compothermo

	mm	mm	mm	l
IKB340	800	800	870	340,0
G851				

The double walls and lid ensure the perfect insulation and the optimum temperature, which makes Compothermo very efficient. Equipped with a convenient handle for closing the lid, and moveable flaps at the bottom, which provide constant to the ready fertilizer.



regular

Compothermo

	mm	mm	mm	l
IKB900	1010	1010	1280	900,0
G851				

ideal for beginners



Ecocompo

	mm	mm	mm	l
IKEC0340	780	1040	340,0	
S411				



Onion

	mm	mm	mm	l
IKCE1	200	57	1,0	
IKCE2	230	64	1,2	
IKCE3	260	70	1,4	
G642				



Onion II

	mm	mm	mm	l
IKCS215	215	54		
IKCS265	265	56		
IKCS315	315	56		
G851				

Onion is a practical, multifunctional basket, perfect for storing fruit, vegetables, bulbs and seedlings. Light and durable.

Onion II - Is another variation of the trusted Onion basket, whose special design enables you to stack several containers on top of each other, which lets you save space while storing bulbs or seedlings. Light and resistant to damage.

multilevel storing



IPKOSZ60

IKOSZ60



Cage

	mm	mm	mm	l
IPKOSZ60	465	90	-	
IKOSZ60	450	466	60,0	
G851				

Cage is a large 60-litre basket with a lid useful in the garden or at your plot to collect leaves, grass, fruit and others. Spacious and very light.



Billy

	mm	mm	mm	l
IPBI340	338	256	15,0	
IPBI420	423	318	30,0	
IPBI480	482	362	45,0	
389U				



Bucket

	mm	mm	mm	l
KBU12L	310	240	12,0	
KBU16L	340	255	16,0	
KBU20L	365	280	20,0	
S411				



Durable and multi-purpose containers. Irreplaceable for planting, transferring and storage, helpful both at home and in the garden.





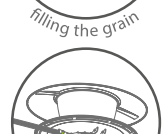
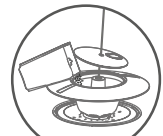
Birdyfeed Round

IBFR	294	258	122
------	-----	-----	-----

S433	top	405U	top
405U	base	S433	base
IBFR-405U		IBFR-S433	

A bird feeder with a large container for grain of various sizes. The angled, round roof protects the food from rain and snow. It can be hung on a tree or attached to a balustrade or a branch with a plastic clamp. Its design also allows it to be placed on a stake.

regular

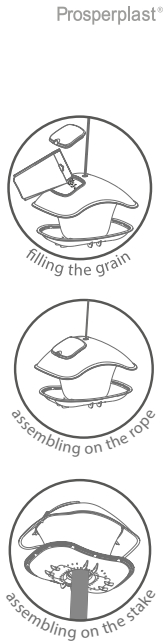


Birdyfeed Square

IBFS	248	182	174
------	-----	-----	-----

S433	top	405U	top
405U	base	S433	base
IBFS-405U		IBFS-S433	

The improved design means that, when you do need to fill them, it's really easy. It has a large food storage for birdseed that can be poured through a hole in the roof. The original, streamlined shape will be an ideal decoration of any garden or balcony. It can be hung on a tree or attached using a tie cord strap to a balustrade or branch. The design also allows it to be placed on pile in the straight forward position anywhere in the garden.



with concern for the welfare of animals



Birdyfeed Double

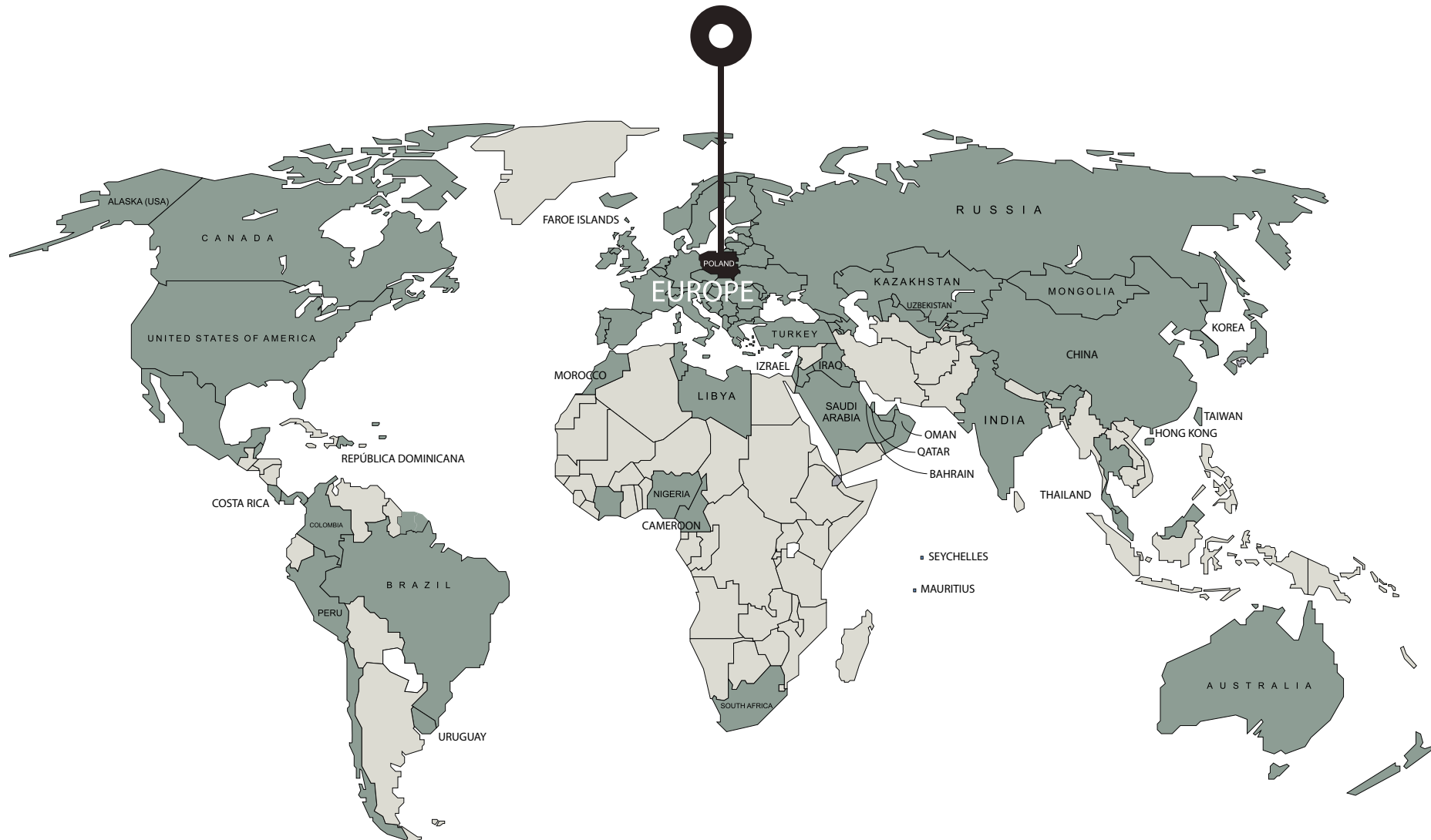
IBFD	280	185	173
------	-----	-----	-----

S433	top	405U	top
405U	base	S433	base
IBFD-405U		IBFD-S433	

An extremely decorative, two-chamber bird feeder. The sloping roof protects the food and birds from rain and snow. It can be installed on a balcony railing or attached to a tree branch using a plastic clamp. Equipped with a string for suspending.



over 90 countries worldwide

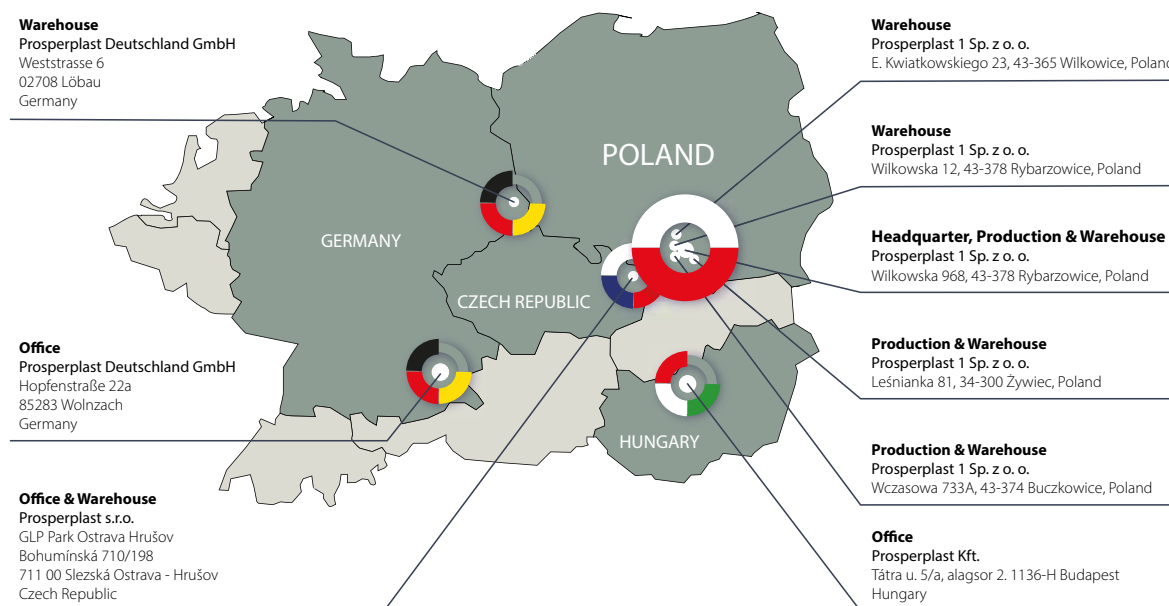


Constantly launching an innovative, diversified and high quality products and being a reliable partner, we managed to succeed on the market in different parts of the world.

Currently our products are successfully distributed to more than 90 countries worldwide and the number of satisfied customers is increasing each year!

Wszystkie prawa zastrzeżone przez Prosperplast 1 Spółka z o.o., a zawartość nie może być powielana, pobierana, rozpowszechniana, publikowana lub przekazywana w jakiegokolwiek formie i w jakikolwiek sposób, bez uprzedniej pisemnej zgody Prosperplast 1 Spółka z o.o. Niniejszy katalog nie stanowi oferty w rozumieniu obowiązujących przepisów. Za błędy w druku nie odpowiadamy.

All rights are reserved by Prosperplast 1 Spółka z o.o. and content may not be reproduced, downloaded, disseminated, published, or transferred in any form or by any means, except with the prior written permission of Prosperplast 1 Spółka z o.o. This catalogue does not constitute an offer within the meaning of applicable rules. We are not responsible for printing errors.



Contact us

Poland

Headquarter, Production & Warehouse

Prosperplast 1 Sp. z o.o.
Wilkowska 968
43-378 Rybarzowice
Poland

tel. +48 33 817 70 03
fax +48 33 817 60 81

biuro@prosperplast.pl
office@prosperplast.pl
www.prosperplast.pl

Germany

Office

Prosperplast Deutschland GmbH
Hopfenstraße 22a
85283 Wolnzach
Germany

tel. +49 8442 9628499
fax +49 8442 9680853

kontakt@prosperplast.de
www.prosperplast.de

Czech Republic

Office & Warehouse

Prosperplast s.r.o.
CTPark Ostrava Hrušov
Bohumínská 710/198
711 00 Slezská Ostrava - Hrušov
Czech Republic

tel. +420 553 034 443
mob +420 605 499 544

info@prosperplast.cz
www.prosperplast.cz

Hungary

Office

Prosperplast Kft.
Tátra u. 5/a, alagsor 2.
1136-H Budapest,
Hungary

tel. +36 30 4095 120
mob +36 30 4095 710

office@prosperplast.hu
www.prosperplast.hu

Prosperplast®

Prosperplast 1 Sp. z o.o.
Wilkowska 968
43-378 Rybarzowice
Poland

Feel free to place your order via B2B